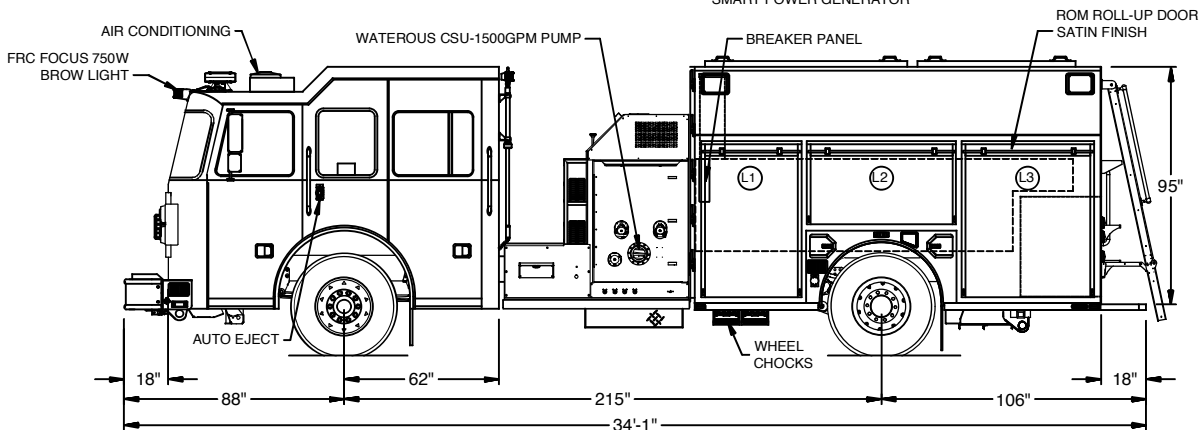
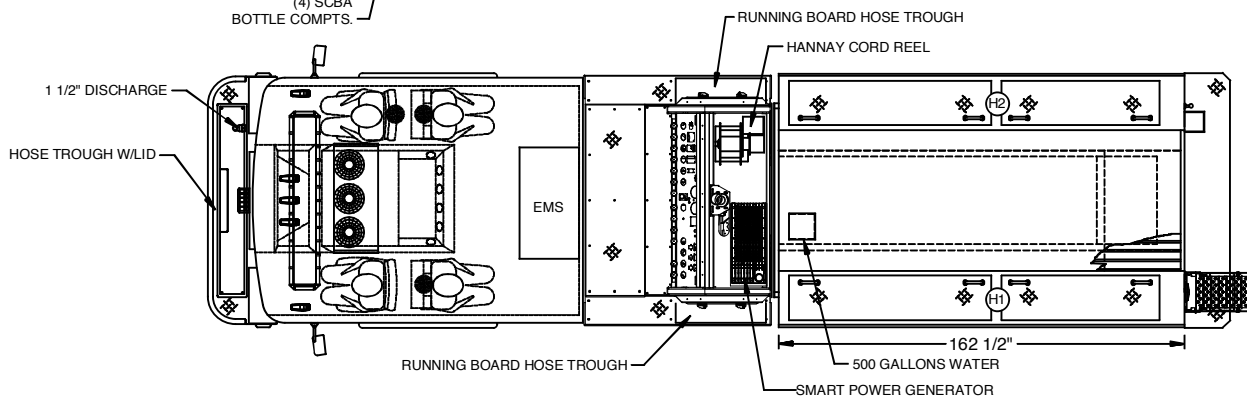
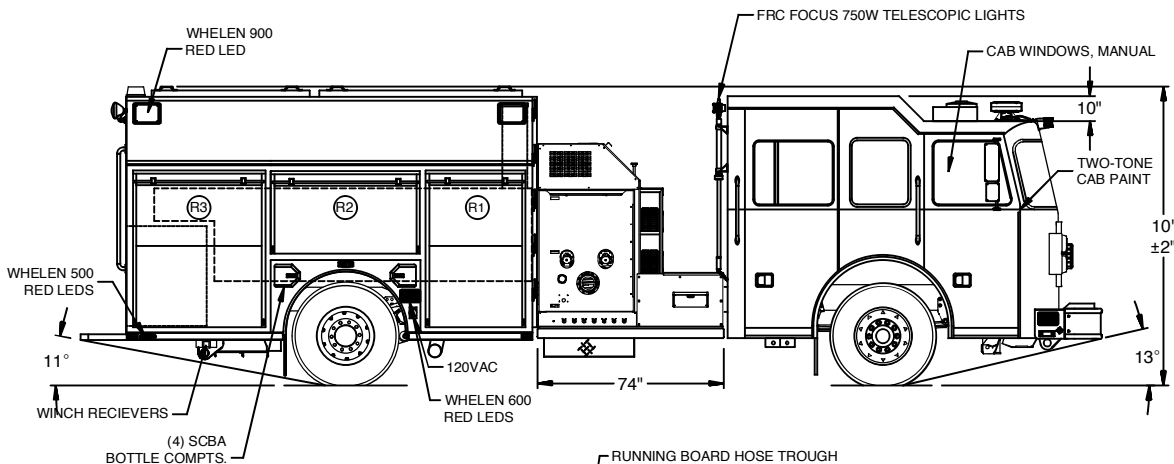
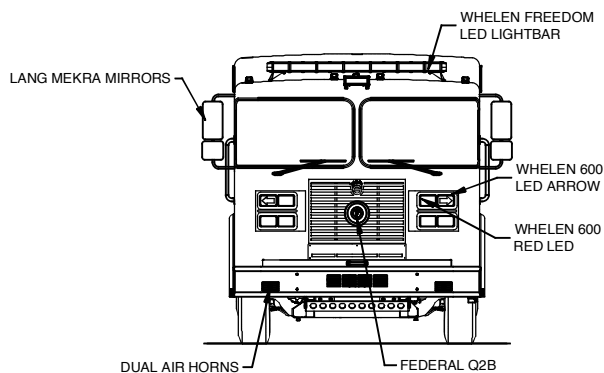


LEFT SIDE COMPARTMENTATION				
COMPT	DOORS	OPENING DIMENSIONS	INSIDE DIMENSIONS	VOLUME
L1	ROLL-UP	37" w X 56 7/8" h	43" w X 66" h X 27 1/4" d	42.2 CU. FT.
L2	ROLL-UP	57" w X 27 5/8" h	61 1/2" w X 36 1/2" h X 27 1/4" d	32.1 CU. FT.
L3	ROLL-UP	50" w X 56 7/8" h	53 1/2" w X 66" h X 27 1/4" d	52.5 CU. FT.
H1	LIFT-UP		162" L X 26" H X 21" W	51.1 CU. FT.

RIGHT SIDE COMPARTMENTATION				
COMPT	DOORS	OPENING DIMENSIONS	INSIDE DIMENSIONS	VOLUME
R1	ROLL-UP	37" w X 56 7/8" h	43" w X 66" h X 27 1/4" d (16" d upper)	33.7 CU. FT.
R2	ROLL-UP	57" w X 27 5/8" h	61 1/2" w X 36 1/2" h X 16" d	18.6 CU. FT.
R3	ROLL-UP	50" w X 56 7/8" h	53 1/2" w X 66" h X 27 1/4" d (16" d upper)	41.6 CU. FT.
H2	LIFT-UP		162" L X 26" H X 21" W	51.1 CU. FT.

REAR STEP COMPARTMENTS				
COMPT	DOORS	OPENING DIMENSIONS	INSIDE DIMENSIONS	VOLUME
A1	ROLL-UP	37 1/2" w X 31" h	40" h X 40" w X 30 1/2" d	27 CU. FT.

TOTAL STORAGE: 349.9 CU.FT.



DIMENSIONS SHOWN ON THIS DRAWING ARE APPROXIMATE AND ARE SUBJECT TO MINOR DEVIATIONS DURING CONSTRUCTION.

CUSTOMER APPROVAL

NAME:

TITLE:

DATE:

IN THE EVENT OF A DISCREPANCY BETWEEN THE SUTPHEN SPECIFICATIONS AND DRAWING, THE SUTPHEN SPECIFICATIONS SHALL PREVAIL.

DRAWING IS FOR REFERENCE ONLY. SOME ITEMS PROPOSED MAY NOT BE SHOWN OR NOTED.

REV.

DESCRIPTION

BY

DATE

DRAWN BY:

HARLEY

DATE:

5/6/14

MFG. FACILITY:

DUBLIN

**SUTPHEN**  
ELKHART FIRE DEPARTMENT  
ELKHART, IN

CUSTOM PUMPER - S6 BODY  
PROPOSAL: ELKHART, IN (2014-S-6)

THIS PRINT IS PROVIDED ON A RESTRICTED BASIS AND IS NOT TO BE USED IN ANY WAY DETRIMENTAL TO THE INTEREST OF SUTPHEN CORPORATION.