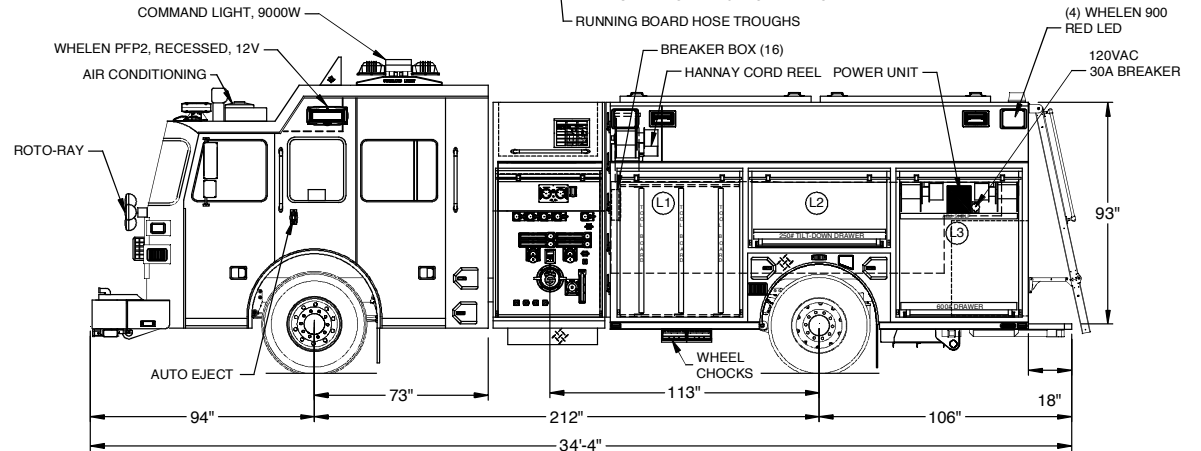
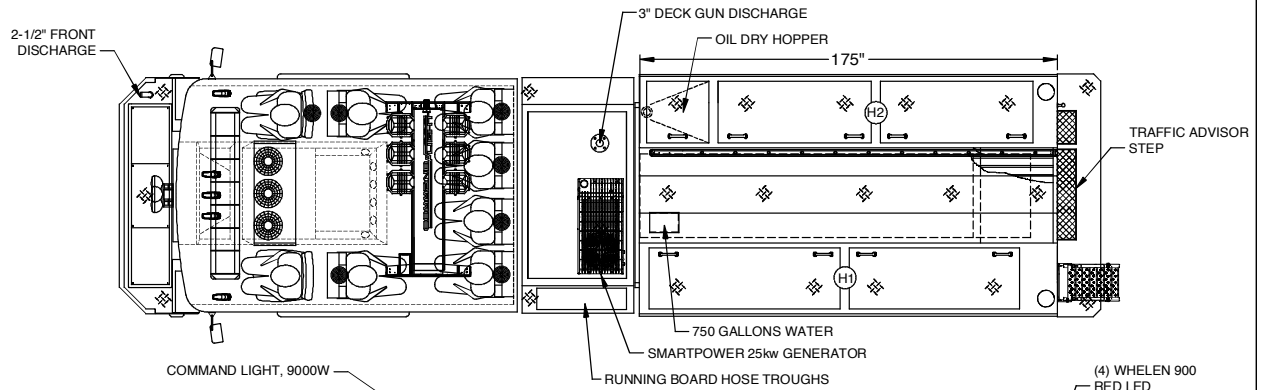
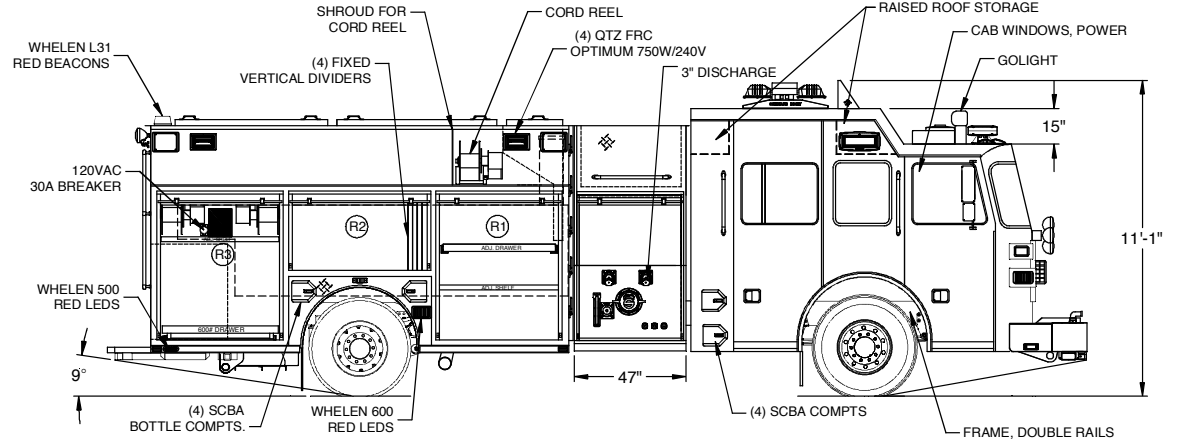
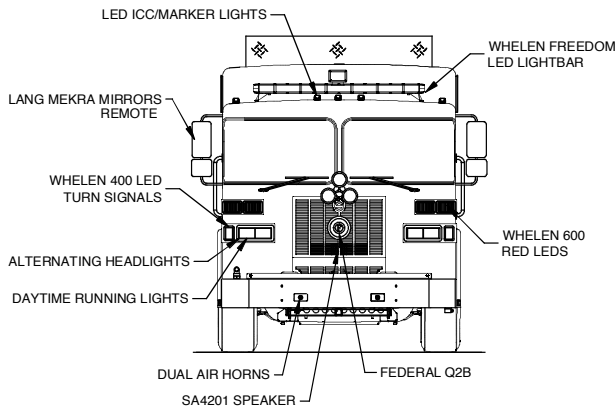


LEFT SIDE COMPARTMENTATION				
COMPT	DOORS	OPENING DIMENSIONS	INSIDE DIMENSIONS	VOLUME
L1	ROLL-UP	50" w X 56 7/8" h	53 1/2" w X 66" h X 27 1/4" d	55 CU. FT.
L2	ROLL-UP	57" w X 27 5/8" h	61 1/2" w X 36 1/2" h X 27 1/4" d	35 CU. FT.
L3	ROLL-UP	50" w X 56 7/8" h	53 1/2" w X 66" h X 27 1/4" d	55 CU. FT.
H1	LIFT-UP		175" L X 29" w X 23" h	67 CU. FT.
RIGHT SIDE COMPARTMENTATION				
COMPT	DOORS	OPENING DIMENSIONS	INSIDE DIMENSIONS	VOLUME
R1	ROLL-UP	50" w X 56 7/8" h	53 1/2" w X 66" h X 27 1/4" d	55 CU. FT.
R2	ROLL-UP	57" w X 27 5/8" h	61 1/2" w X 36 1/2" h X 27 1/4" d	35 CU. FT.
R3	ROLL-UP	50" w X 56 7/8" h	53 1/2" w X 66" h X 27 1/4" d	55 CU. FT.
H2	LIFT-UP		175" L X 29" w X 23" h	67 CU. FT.
REAR STEP COMPARTMENTS				
COMPT	DOORS	OPENING DIMENSIONS	INSIDE DIMENSIONS	VOLUME
A1	ROLL-UP	37 1/2" w X 31" h	40" X 40" w X 30 1/2" d	27 CU. FT.

TOTAL STORAGE: 451 CU. FT.



DIMENSIONS SHOWN ON THIS DRAWING ARE APPROXIMATE AND ARE SUBJECT TO MINOR DEVIATIONS DURING CONSTRUCTION.

IN THE EVENT OF A DISCREPANCY BETWEEN THE SUTPHEN SPECIFICATIONS AND DRAWING, THE SUTPHEN SPECIFICATIONS SHALL PREVAIL.

DRAWING IS FOR REFERENCE ONLY. SOME ITEMS PROPOSED MAY NOT BE SHOWN OR NOTED.

CUSTOMER APPROVAL

NAME: _____

TITLE: _____

DATE: _____

D	UPDATED SHOP ORDER TO REFLECT SHELVING & TRAYS	JFH	10/24/13
C	UPDATED SHOP ORDER TO REFLECT SHELVING & TRAYS	JFH	10/21/13
B	UPDATED SHOP ORDER WITH DEALER SUPPLIED ITEMS	JFH	10/7/2013
A	REVISION FOLLOWING PRECONSTRUCTION	JFH	9/25/2013
REV.	DESCRIPTION	BY	DATE

THIS PRINT IS PROVIDED ON A RESTRICTED BASIS AND IS NOT TO BE USED IN ANY WAY DETRIMENTAL TO THE INTEREST OF SUTPHEN CORPORATION.



SUTPHEN CORPORATION

FIRE APPARATUS - SINCE 1890
6450 EITERMAN ROAD DUBLIN, OH 43016

DRAWN BY:
HARLEY

DATE:
9/20/13

MIDDLEBURY TOWNSHIP FIRE DEPT
MIDDLEBURY, IN

CUSTOM PUMPER: PA-16
HS-5396