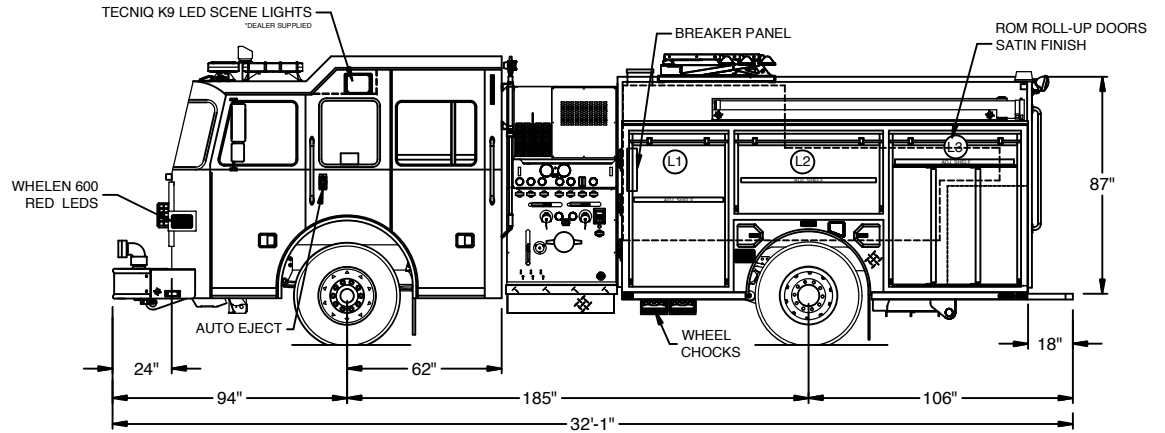
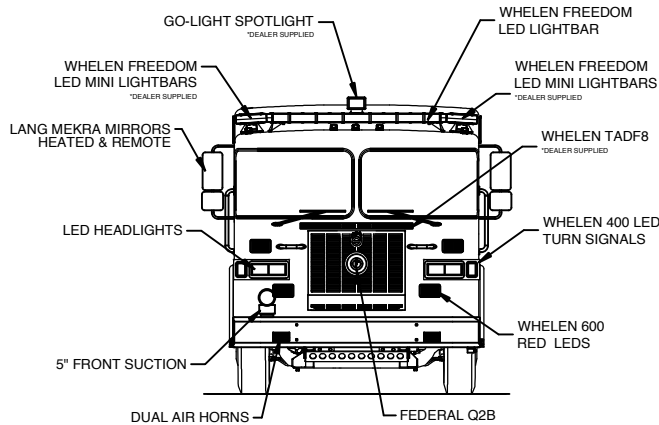
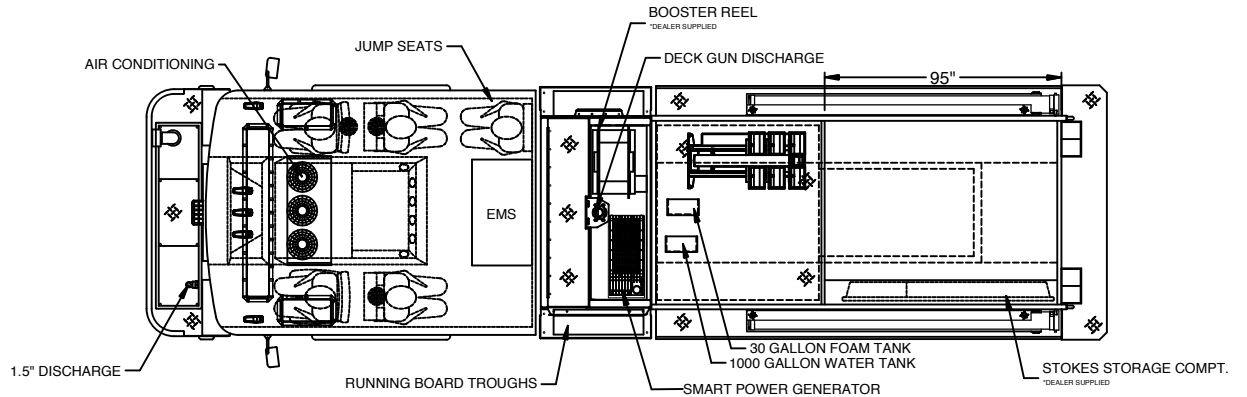


LEFT SIDE COMPARTMENTATION				
COMPT	DOORS	OPENING DIMENSIONS	INSIDE DIMENSIONS	VOLUME
L1	ROLL-UP	37" w X 56 7/8" h	43" w X 66" h X 27 1/4" d	40 CU. FT.
L2	ROLL-UP	57" w X 27 5/8" h	61 1/2" w X 36 1/2" h X 27 1/4" d	30 CU. FT.
L3	ROLL-UP	50" w X 56 7/8" h	56" w X 66" h X 27 1/4" d	52 CU. FT.

RIGHT SIDE COMPARTMENTATION				
COMPT	DOORS	OPENING DIMENSIONS	INSIDE DIMENSIONS	VOLUME
R1	ROLL-UP	37" w X 56 7/8" h	43" w X 66" h X 27 1/4" d (10 1/2" d upper)	26 CU. FT.
R2	ROLL-UP	57" w X 27 5/8" h	61 1/2" w X 36 1/2" h X 10 1/2" d	13 CU. FT.
R3	ROLL-UP	50" w X 56 7/8" h	56" w X 66" h X 27 1/4" d (10 1/2" d upper)	34 CU. FT.

REAR STEP COMPARTMENTS				
COMPT	DOORS	OPENING DIMENSIONS	INSIDE DIMENSIONS	VOLUME
A1	ROLL-UP	37 1/2" w X 31" h	40" h X 40" w X 29 1/2" d	27 CU. FT.

TOTAL: 222 CU. FT.



DIMENSIONS SHOWN ON THIS DRAWING ARE APPROXIMATE AND ARE SUBJECT TO MINOR DEVIATIONS DURING CONSTRUCTION. IN THE EVENT OF A DISCREPANCY BETWEEN THE SUTPHEN SPECIFICATIONS AND DRAWING, THE SUTPHEN SPECIFICATIONS SHALL PREVAIL. DRAWING IS FOR REFERENCE ONLY. SOME ITEMS PROPOSED MAY NOT BE SHOWN OR NOTED.	CUSTOMER APPROVAL						DRAWN BY: HARLEY DATE: 11/17/14 MFG. FACILITY: DUBLIN		 PENN TOWNSHIP FIRE DEPARTMENT MISHAWAKA, IN CUSTOM PUMPER - S2 BODY HS-5601
	NAME:		B	UPDATED SHOP ORDER	JFH	1/19/15			
	TITLE:		A	REVISED FOLLOWING PRECONSTRUCTION	JFH	12/15/14			
	DATE:		REV.	DESCRIPTION	BY	DATE			
THIS PRINT IS PROVIDED ON A RESTRICTED BASIS AND IS NOT TO BE USED IN ANY WAY DETRIMENTAL TO THE INTEREST OF SUTPHEN CORPORATION.									