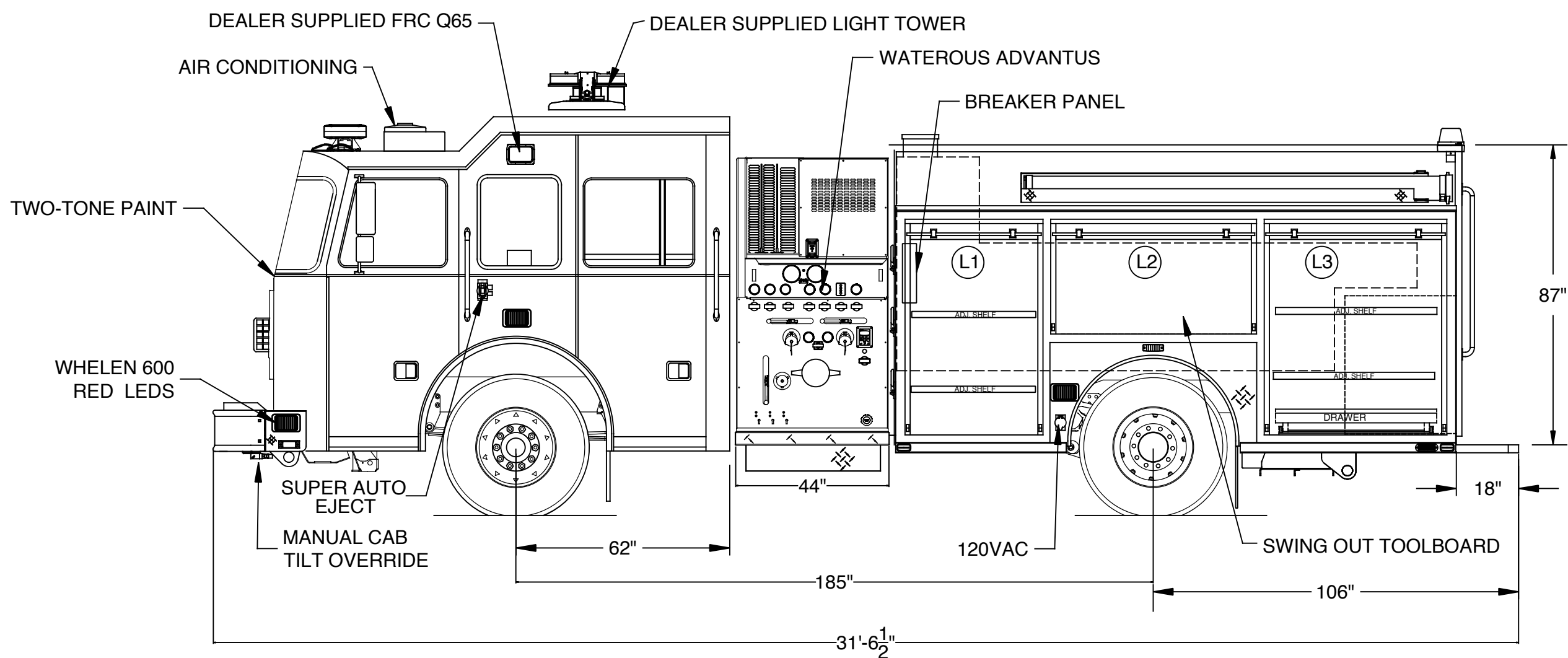
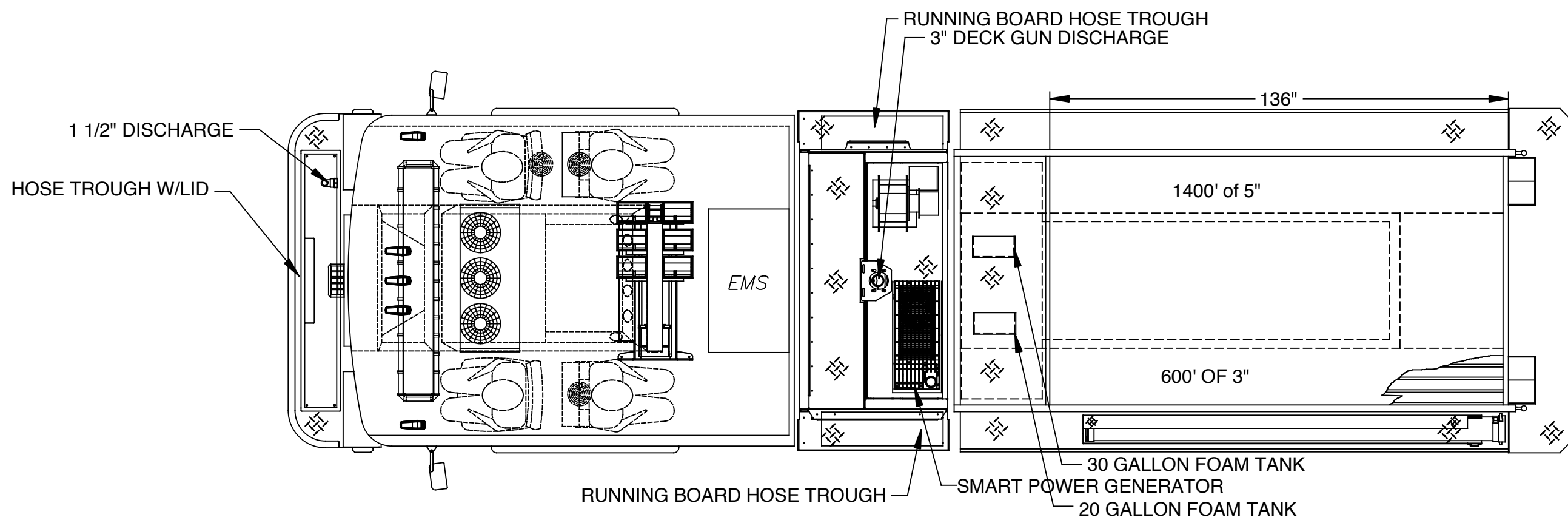
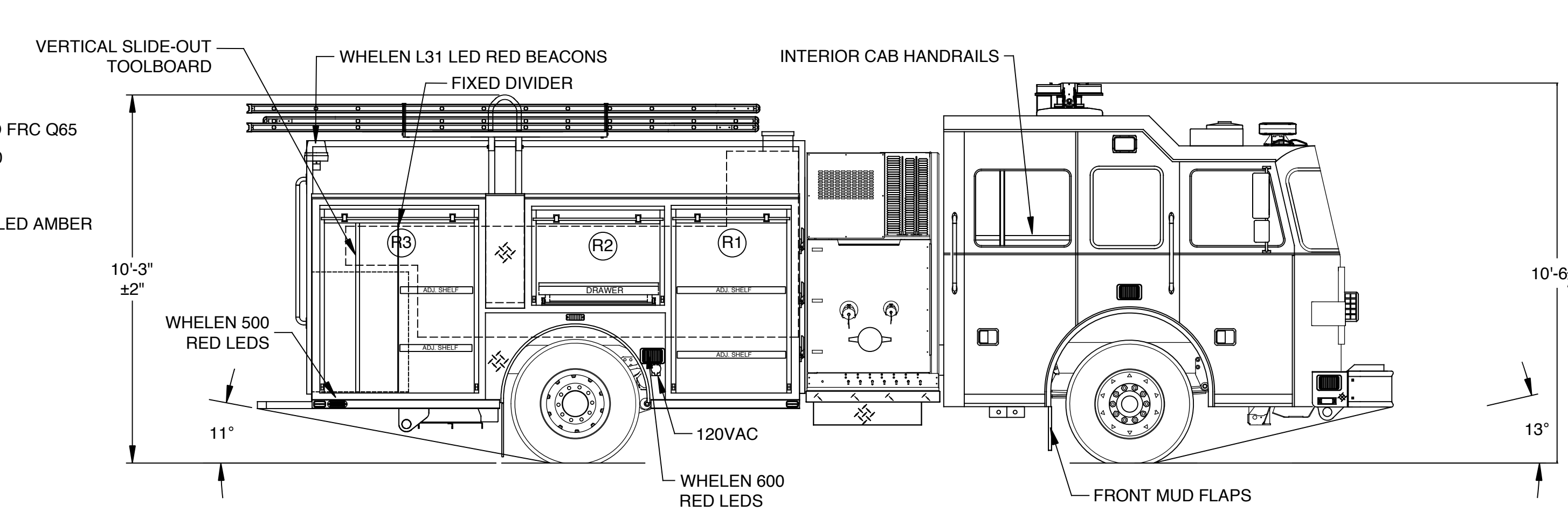
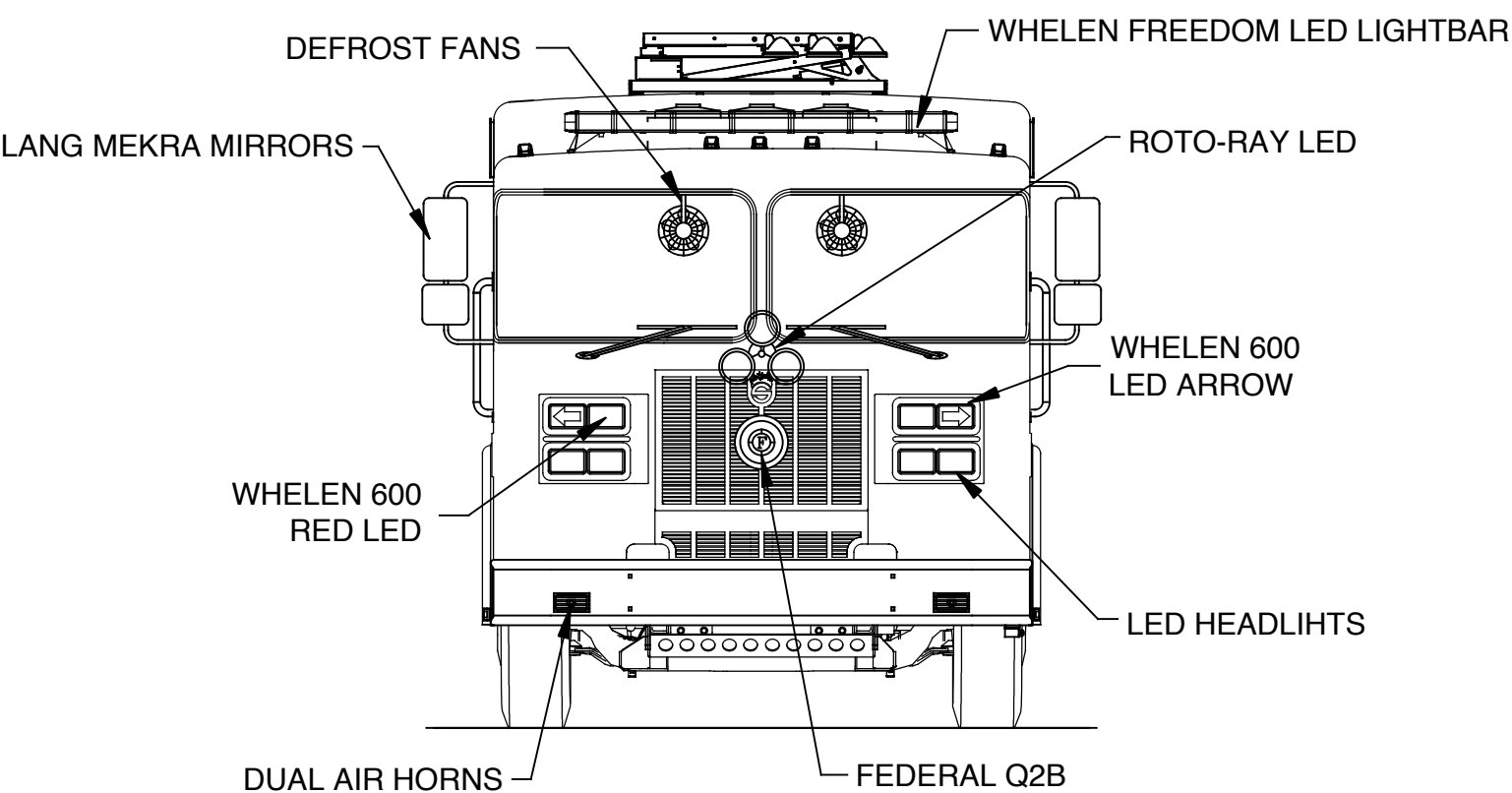


LEFT SIDE COMPARTMENTS				
COMPT	DOORS	OPENING DIMENSIONS	INSIDE DIMENSIONS	VOLUME
L1	ROLL-UP	37" w X 56 7/8" h	43" w X 66" h X 27 1/4" d	40 CU. FT.
L2	ROLL-UP	57" w X 27 5/8" h	61 1/2" w X 36 1/2" h X 27 1/4" d	30 CU. FT.
L3	ROLL-UP	50" w X 56 7/8" h	56" w X 66" h X 27 1/4" d	52 CU. FT.

RIGHT SIDE COMPARTMENTS				
COMPT	DOORS	OPENING DIMENSIONS	INSIDE DIMENSIONS	VOLUME
R1	ROLL-UP	37" w X 56 7/8" h	43" w X 66" h X 27 1/4" d	40 CU. FT.
R2	ROLL-UP	39 1/2" w X 27 5/8" h	44" w X 36 1/2" h X 27 1/4" d	25 CU. FT.
R3	ROLL-UP	50" w X 56 7/8" h	56" w X 66" h X 27 1/4" d	52 CU. FT.

REAR STEP COMPARTMENT				
COMPT	DOORS	OPENING DIMENSIONS	INSIDE DIMENSIONS	VOLUME
A1	ROLL-UP	37 1/2" w X 31" h	40" h X 40" w X 29 1/2" d	27 CU. FT.

TOTAL: 266 CU.FT



DIMENSIONS SHOWN ON THIS DRAWING ARE APPROXIMATE AND ARE SUBJECT TO MINOR DEVIATIONS DURING CONSTRUCTION.

IN THE EVENT OF A DISCREPANCY BETWEEN THE SUTPHEN SPECIFICATIONS AND DRAWING, THE SUTPHEN SPECIFICATIONS SHALL PREVAIL.

DRAWING IS FOR REFERENCE ONLY. SOME ITEMS PROPOSED MAY NOT BE SHOWN OR NOTED.

CUSTOMER APPROVAL	
NAME:	_____
TITLE:	_____
DATE:	_____

REV.	DESCRIPTION	BY	DATE
THIS PRINT IS PROVIDED ON A RESTRICTED BASIS AND IS NOT TO BE USED IN ANY WAY DETRIMENTAL TO THE INTEREST OF SUTPHEN CORPORATION.			

DRAWN BY:
MPHELPS

DATE:
12/01/2015

MFG. FACILITY:
DUBLIN



SUTPHEN

FIRE DEPARTMENT
CHESTERON, IN

CUSTOM PUMPER - S3 BODY

DWG. NO.: HS-5791