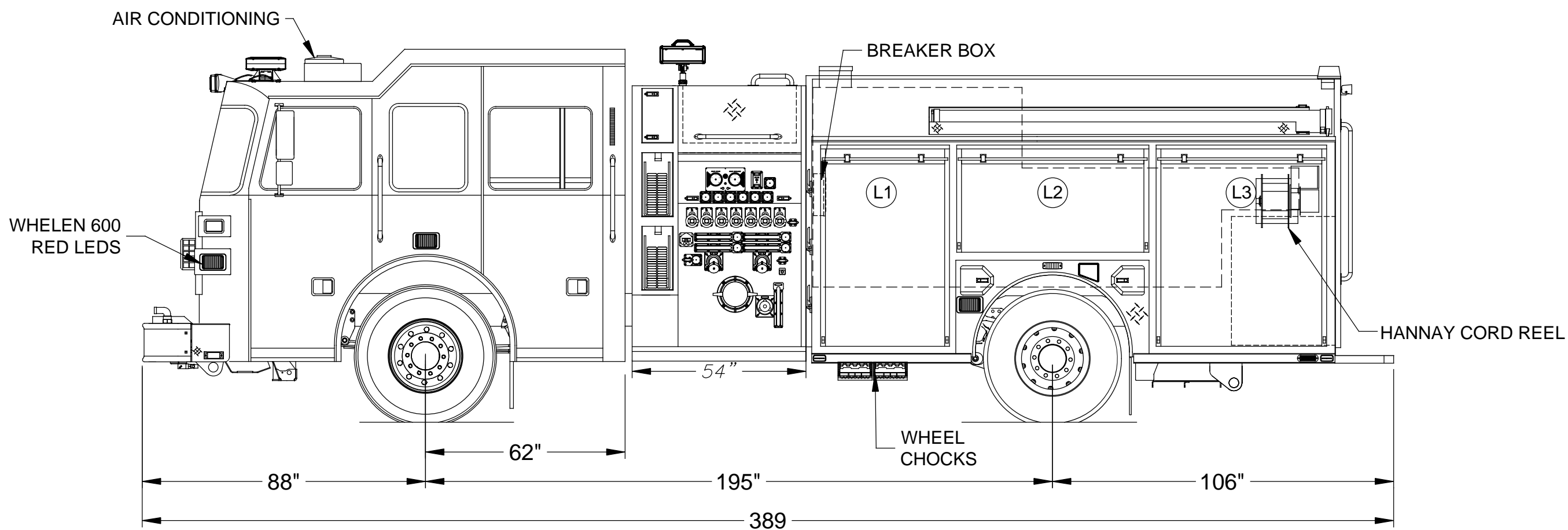
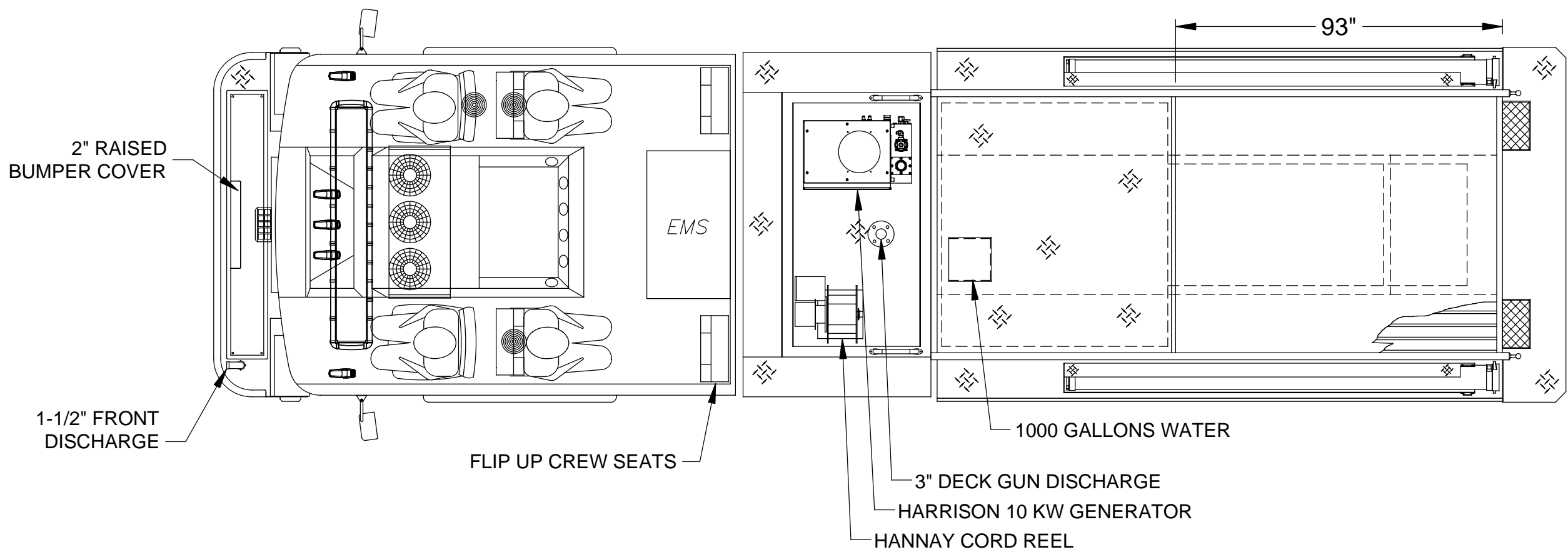
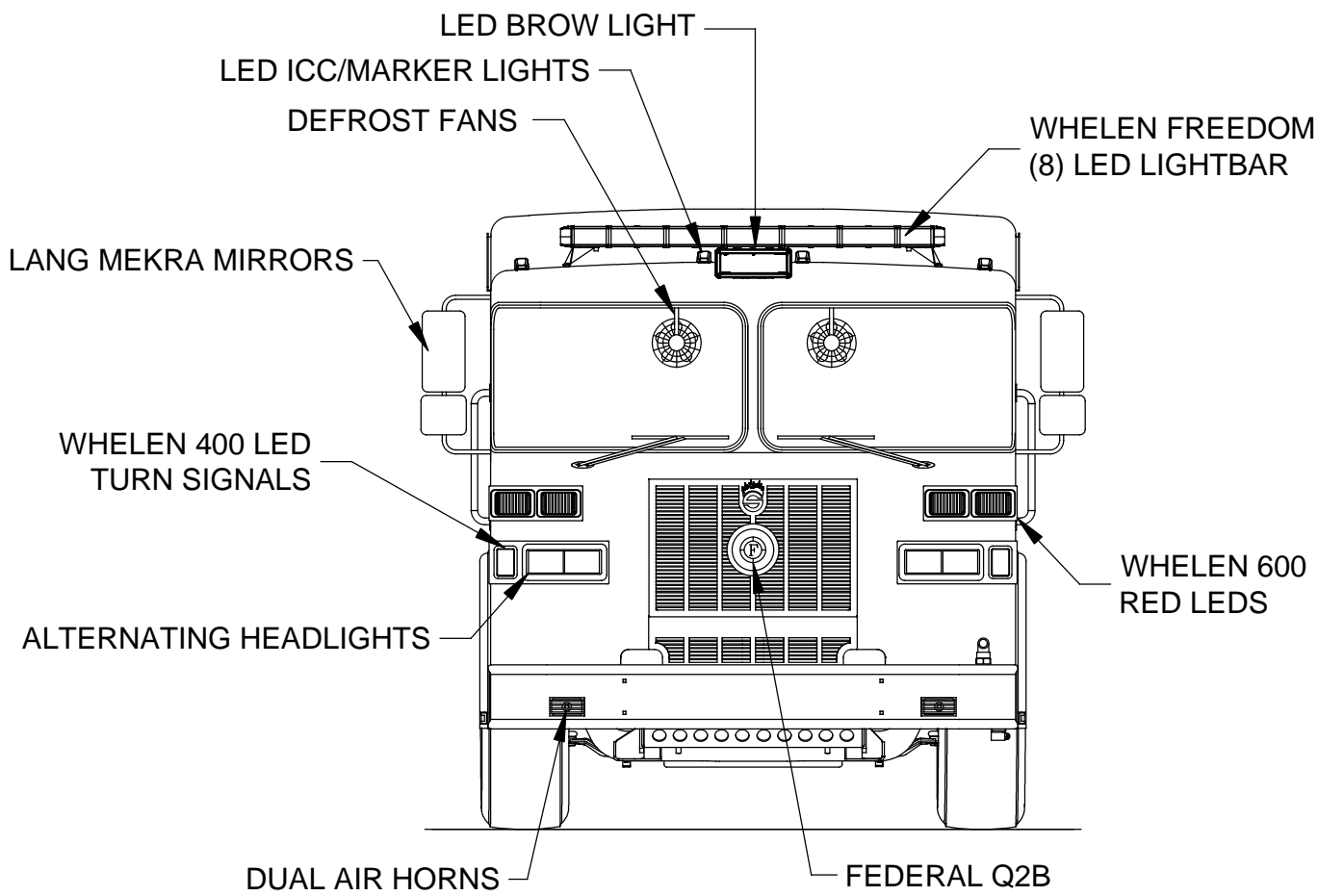


| LEFT SIDE COMPARTMENTATION | | | | |
|----------------------------|---------|--------------------|--------------------------------|------------|
| COMPT | DOORS | OPENING DIMENSIONS | INSIDE DIMENSIONS | VOLUME |
| L1 | ROLL-UP | 37"w X 56 7/8"h | 43"w X 66"h X 27 1/4"d | 40 CU. FT. |
| L2 | ROLL-UP | 57"w X 27 5/8"h | 61 1/2"w X 36 1/2"h X 27 1/4"d | 30 CU. FT. |
| L3 | ROLL-UP | 50"w X 56 7/8"h | 53 1/2"w X 66"h X 27 1/4"d | 55 CU. FT. |

| RIGHT SIDE COMPARTMENTATION | | | | |
|-----------------------------|---------|--------------------|---|------------|
| COMPT | DOORS | OPENING DIMENSIONS | INSIDE DIMENSIONS | VOLUME |
| R1 | ROLL-UP | 37"w X 50 7/8"h | 43"w X 66"h X 27 1/4"d (10 1/2"d upper) | 26 CU. FT. |
| R2 | ROLL-UP | 57"w X 21 5/8"h | 61 1/2"w X 36 1/2"h X 10 1/2"d | 13 CU. FT. |
| R3 | ROLL-UP | 50"w X 50 7/8"h | 53 1/2"w X 66"h X 27 1/4"d (10 1/2"d upper) | 43 CU. FT. |

| REAR STEP COMPARTMENTS | | | | |
|------------------------|---------|--------------------|------------------------|------------|
| COMPT | DOORS | OPENING DIMENSIONS | INSIDE DIMENSIONS | VOLUME |
| A1 | ROLL-UP | 37 1/2"w X 31"h | 40"h X 40"w X 30 1/2"d | 27 CU. FT. |

TOTAL: 234 CU. FT.



DIMENSIONS SHOWN ON THIS DRAWING ARE APPROXIMATE AND ARE SUBJECT TO MINOR DEVIATIONS DURING CONSTRUCTION.

IN THE EVENT OF A DISCREPANCY BETWEEN THE SUTPHEN SPECIFICATIONS AND DRAWING, THE SUTPHEN SPECIFICATIONS SHALL PREVAIL.

DRAWING IS FOR REFERENCE ONLY. SOME ITEMS PROPOSED MAY NOT BE SHOWN OR NOTED.

CUSTOMER APPROVAL

NAME: _____

TITLE: _____

DATE: _____

| REV. | DESCRIPTION | BY | DATE |
|---|-------------|----|------|
| - | - | - | - |
| THIS PRINT IS PROVIDED ON A RESTRICTED BASIS AND IS NOT TO BE USED IN ANY WAY DETRIMENTAL TO THE INTEREST OF SUTPHEN CORPORATION. | | | |

DRAWN BY:

FAULKNER

DATE:

7/1/2016

MFG. FACILITY:

DUBLIN



DEFIANCE FIRE DEPARTMENT
DEFIANCE, OH

CUSTOM PUMPER - PA-12 BODY
HS-DEFIANCE, OH (2016 PA-12)