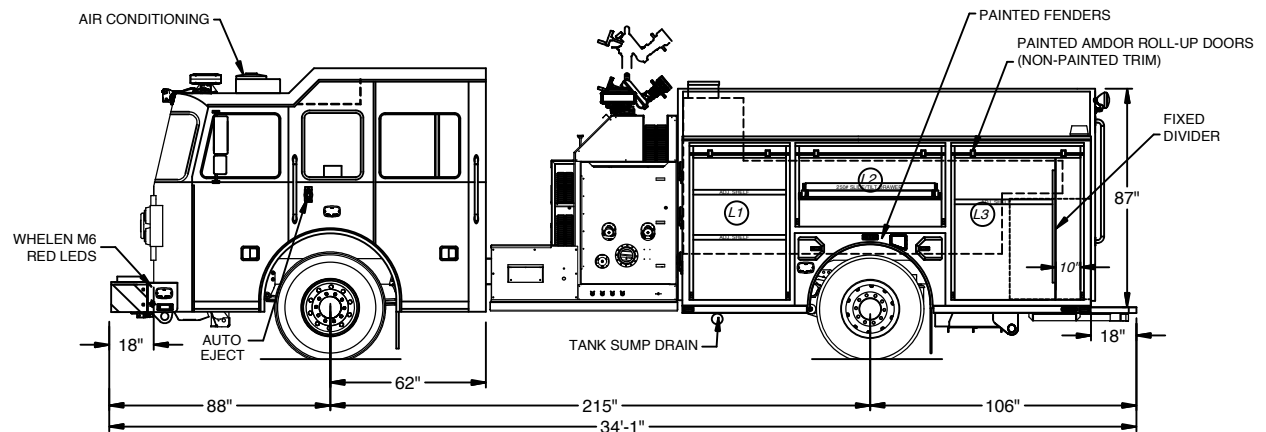
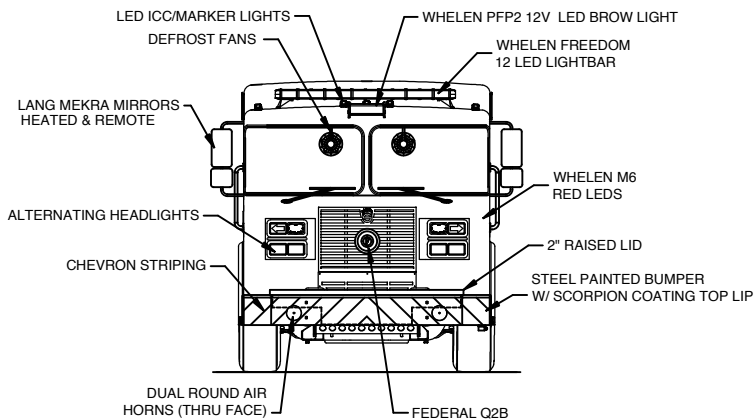
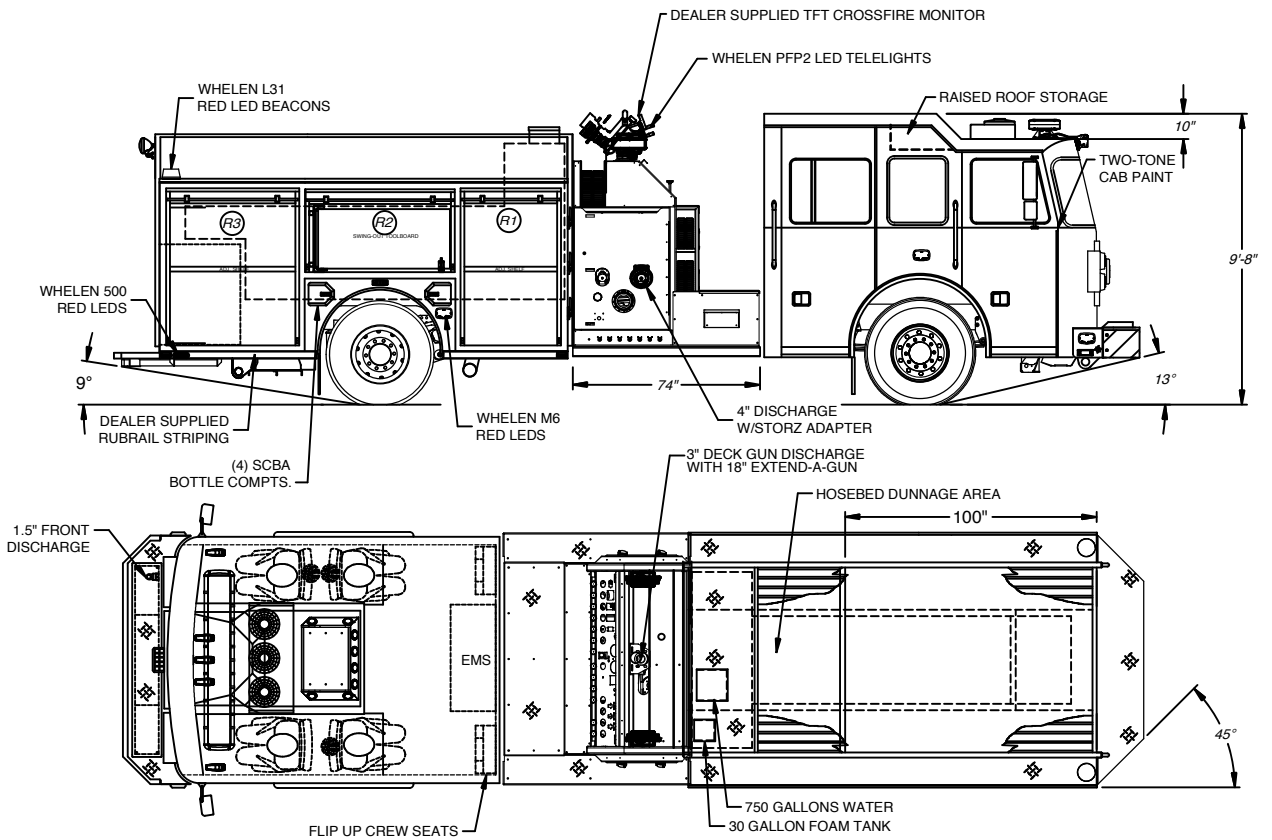


LEFT SIDE COMPARTMENTATION				
COMPT	DOORS	OPENING DIMENSIONS	INSIDE DIMENSIONS	VOLUME
L1	ROLL-UP	37" w X 56 7/8" h	43" w X 66" h X 27 1/4" d	40 CU. FT.
L2	ROLL-UP	57" w X 27 5/8" h	61 1/2" w X 36 1/2" h X 27 1/4" d	30 CU. FT.
L3	ROLL-UP	50" w X 56 7/8" h	56" w X 66" h X 27 1/4" d	52 CU. FT.

RIGHT SIDE COMPARTMENTATION				
COMPT	DOORS	OPENING DIMENSIONS	INSIDE DIMENSIONS	VOLUME
R1	ROLL-UP	37" w X 56 7/8" h	43" w X 66" h X 27 1/4" d (10 1/2" d upper)	26 CU. FT.
R2	ROLL-UP	57" w X 27 5/8" h	61 1/2" w X 36 1/2" h X 10 1/2" d	13 CU. FT.
R3	ROLL-UP	50" w X 56 7/8" h	56" w X 66" h X 27 1/4" d (10 1/2" d upper)	34 CU. FT.

REAR STEP COMPARTMENTS				
COMPT	DOORS	OPENING DIMENSIONS	INSIDE DIMENSIONS	VOLUME
A1	ROLL-UP	37 1/2" w X 31" h	40" h X 40" w X 29 1/2" d	27 CU. FT.

TOTAL: 222 CU.FT.



DIMENSIONS SHOWN ON THIS DRAWING ARE APPROXIMATE AND ARE SUBJECT TO MINOR DEVIATIONS DURING CONSTRUCTION.

IN THE EVENT OF A DISCREPANCY BETWEEN THE SUTPHEN SPECIFICATIONS AND DRAWING, THE SUTPHEN SPECIFICATIONS SHALL PREVAIL.

DRAWING IS FOR REFERENCE ONLY. SOME ITEMS PROPOSED MAY NOT BE SHOWN OR NOTED.

CUSTOMER APPROVAL

NAME: _____

TITLE: _____

DATE: _____

REV.	DESCRIPTION	BY	DATE
A	REVISED FOLLOWING PRECONSTRUCTION	JFH	2/6/15

DRAWN BY:
HARLEY
DATE:
12/17/14
MFG. FACILITY:
DUBLIN

SUTPHEN
FORT WAYNE FIRE DEPARTMENT
FORT WAYNE, IN
CUSTOM PUMPER - S-2 BODY
DWG. NO.: HS-5626-27