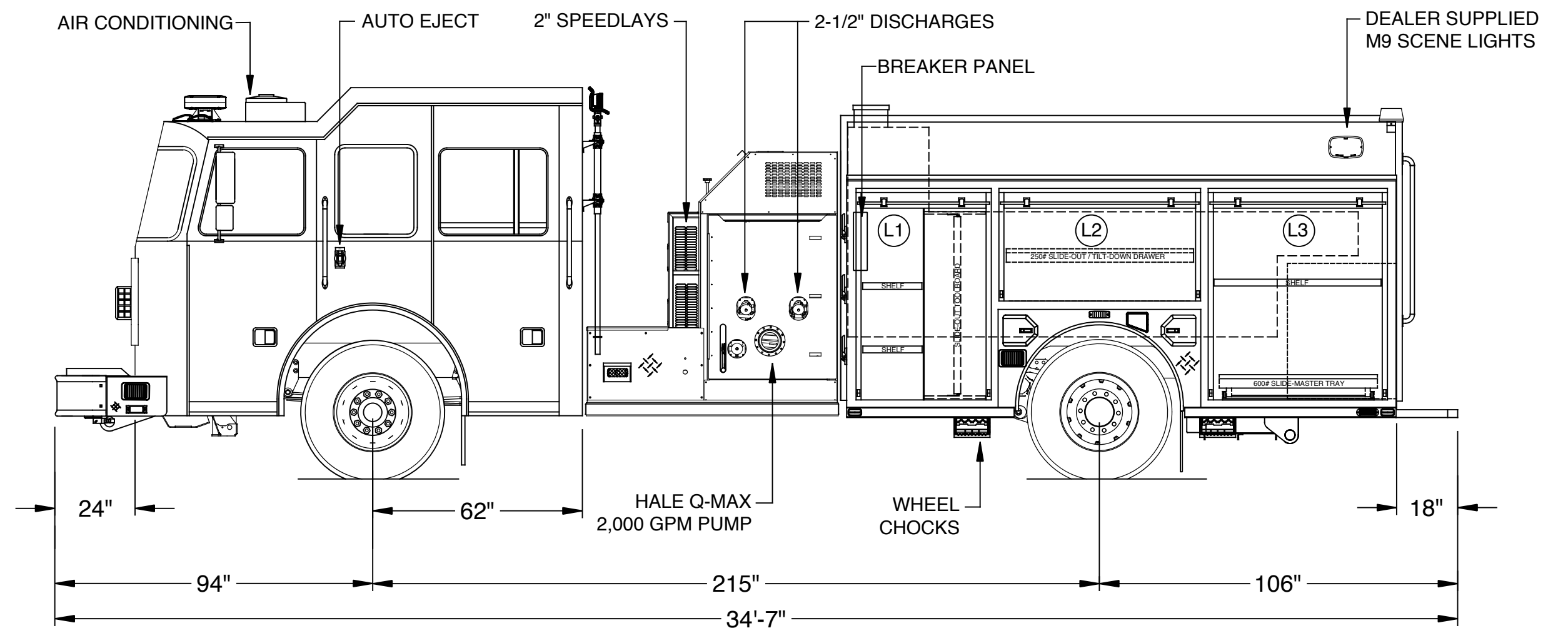
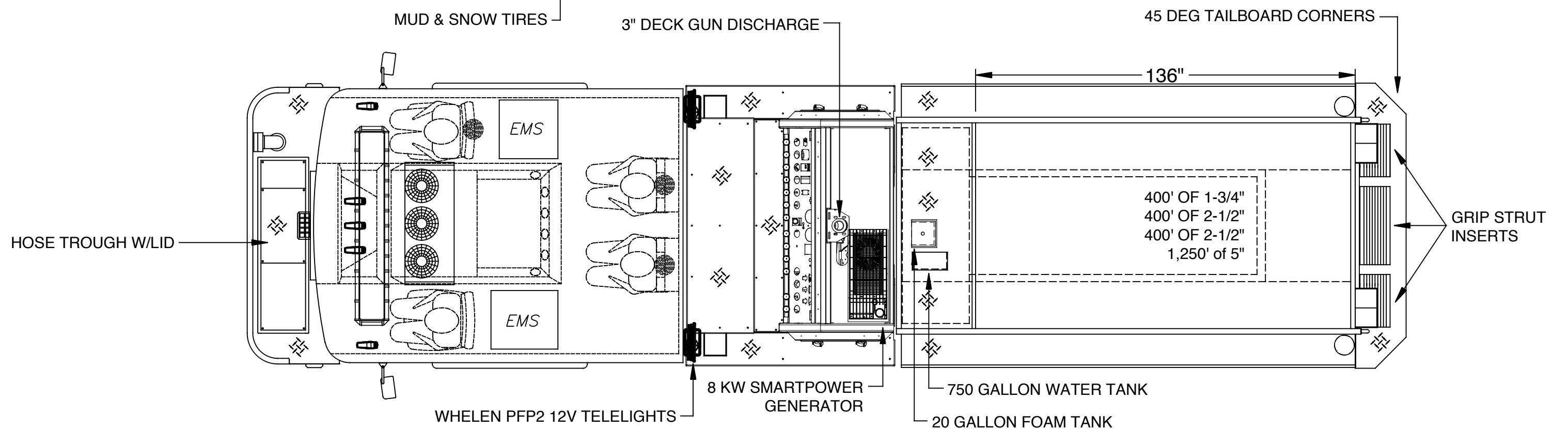
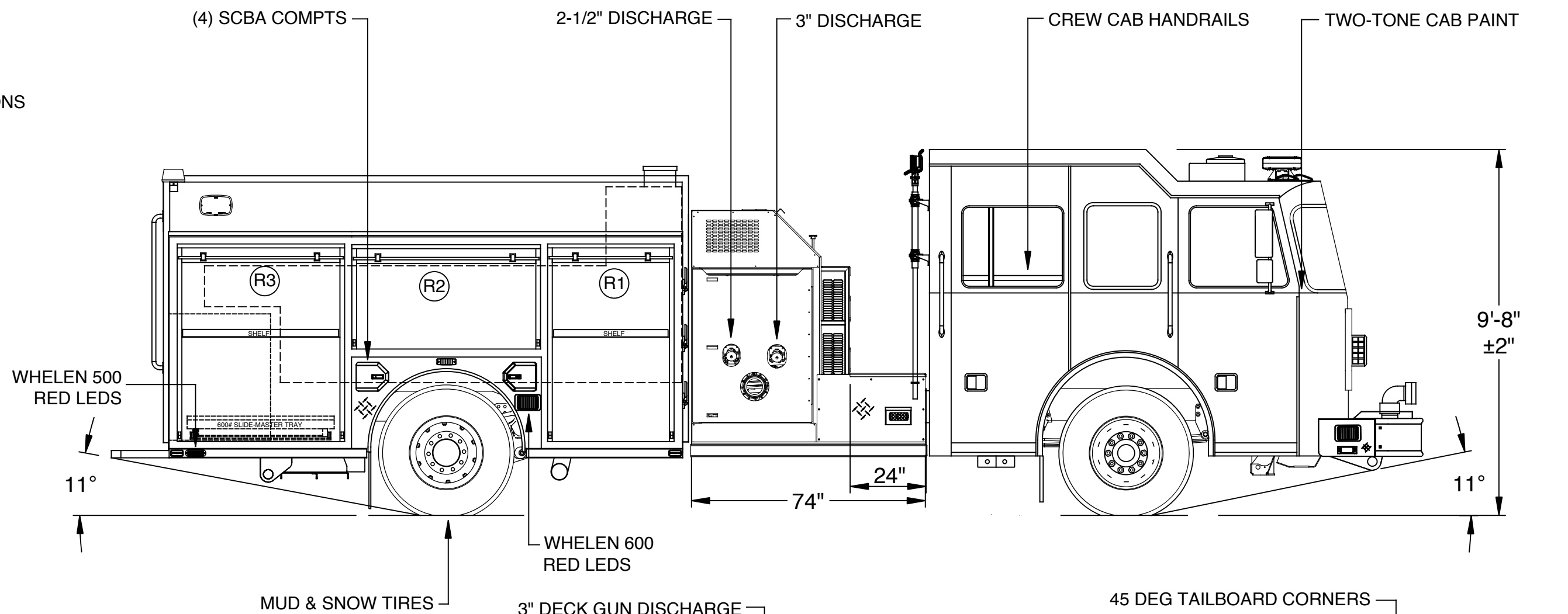
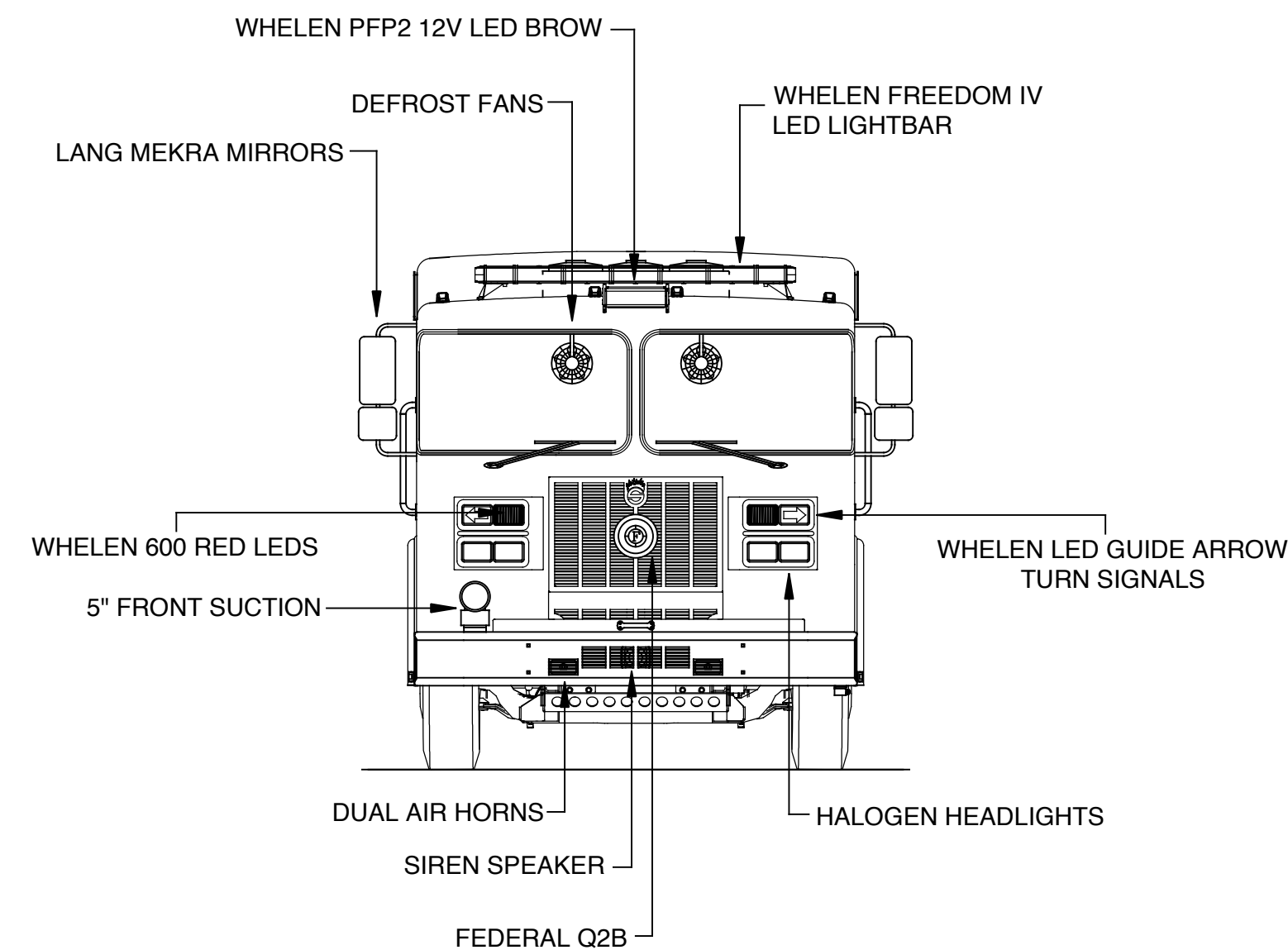


LEFT SIDE COMPARTMENTATION				
COMPT	DOORS	OPENING DIMENSIONS	INSIDE DIMENSIONS	VOLUME
L1	ROLL-UP	37"w X 56 7/8"h	43"w X 66"h X 27 1/4"d	40 CU. FT.
L2	ROLL-UP	57"w X 27 5/8"h	61 1/2"w X 36 1/2"h X 27 1/4"d	30 CU. FT.
L3	ROLL-UP	50"w X 56 7/8"h	56"w X 66"h X 27 1/4"d	52 CU. FT.

RIGHT SIDE COMPARTMENTATION				
COMPT	DOORS	OPENING DIMENSIONS	INSIDE DIMENSIONS	VOLUME
R1	ROLL-UP	37"w X 56 7/8"h	43"w X 66"h X 27 1/4"d (10 1/2"d upper)	26 CU. FT.
R2	ROLL-UP	57"w X 27 5/8"h	61 1/2"w X 36 1/2"h X 10 1/2"d	13 CU. FT.
R3	ROLL-UP	50"w X 56 7/8"h	56"w X 66"h X 27 1/4"d (10 1/2"d upper)	34 CU. FT.

REAR STEP COMPARTMENTS			
COMPT	DOORS	OPENING DIMENSIONS	INSIDE DIMENSIONS
A1	ROLL-UP	37 1/2"w X 31"h	40"h X 40"w X 29 1/2"d

TOTAL: 222 CU.FT.



DIMENSIONS SHOWN ON THIS DRAWING ARE APPROXIMATE AND ARE SUBJECT TO MINOR DEVIATIONS DURING CONSTRUCTION.

IN THE EVENT OF A DISCREPANCY BETWEEN THE SUTPHEN SPECIFICATIONS AND DRAWING, THE SUTPHEN SPECIFICATIONS SHALL PREVAIL.

DRAWING IS FOR REFERENCE ONLY. SOME ITEMS PROPOSED MAY NOT BE SHOWN OR NOTED.

CUSTOMER APPROVAL

NAME: \_\_\_\_\_

TITLE: \_\_\_\_\_

DATE: \_\_\_\_\_

E	POST-PRODUCTION REVISION TO REFLECT FINAL PRODUCT	RM	09/02/16
D	MOVED LOCATION OF CORD REEL IN A1 ; UPDATED SWITCHING IN CAB TO REFLECT CHASSIS	RM	08/04/16
C	MOVED SLIDE/TILT DRAWER IN L2 TO MID-HEIGHT ; REMOVED OAH CALL-OUT ON COMPONENT REPORT	RM	07/11/16
B	CALLED OUT FOAM DISCHARGES IN COMPONENT REPORT	RM	04/04/16
REV.	DESCRIPTION	BY	DATE
THIS PRINT IS PROVIDED ON A RESTRICTED BASIS AND IS NOT TO BE USED IN ANY WAY DETRIMENTAL TO THE INTEREST OF SUTPHEN CORPORATION.			

DRAWN BY:  
R.MILLER

DATE:  
01/19/16

MFG. FACILITY:  
DUBLIN

EUCLID FIRE DEPARTMENT  
EUCLID, OH

CUSTOM PUMPER - S2 BODY

DWG. NO.: HS-5830-31