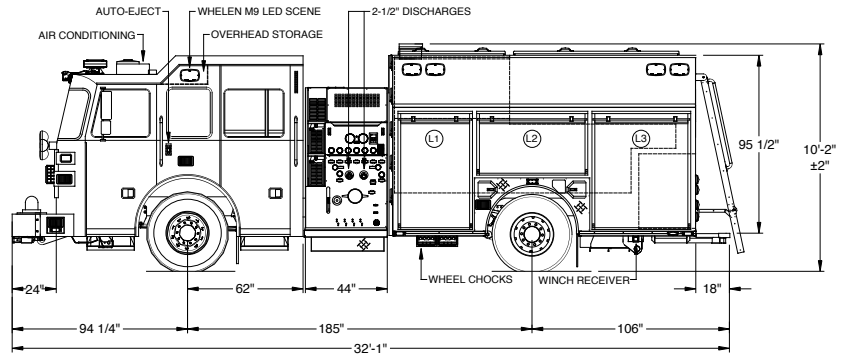
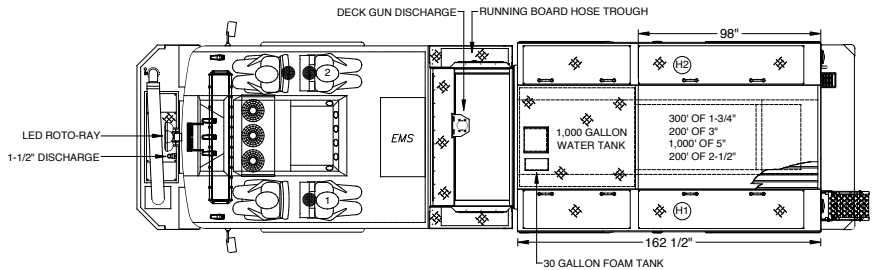
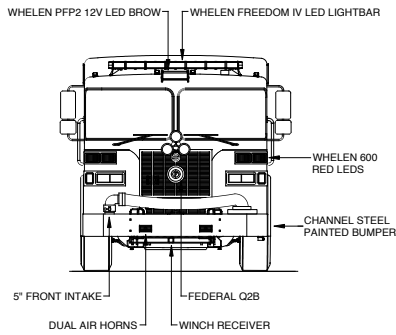


LEFT SIDE COMPARTMENTATION			
COMPT	DOORS	OPENING DIMENSIONS	VOLUME
L1	ROLL-UP	37" w X 56 7/8" h	42.2 CU. FT.
L2	ROLL-UP	57" w X 27 5/8" h	32.1 CU. FT.
L3	ROLL-UP	50" w X 56 7/8" h	52.5 CU. FT.
H1	LIFT-UP	162" L X 26 1/2" X 21" W	51.1 CU. FT.

RIGHT SIDE COMPARTMENTATION			
COMPT	DOORS	OPENING DIMENSIONS	VOLUME
R1	ROLL-UP	37" w X 56 7/8" h	33.7 CU. FT.
R2	ROLL-UP	57" w X 27 5/8" h	18.6 CU. FT.
R3	ROLL-UP	50" w X 56 7/8" h	41.6 CU. FT.
H2	LIFT-UP	162" L X 26 1/2" X 21" W	51.1 CU. FT.

REAR STEP COMPARTMENTS			
COMPT	DOORS	OPENING DIMENSIONS	VOLUME
A1	ROLL-UP	37 1/2" w X 31" h	27 CU. FT.

TOTAL STORAGE: 349.9 CU. FT.



DIMENSIONS SHOWN ON THIS DRAWING ARE APPROXIMATE AND ARE SUBJECT TO MINOR DEVIATIONS DURING CONSTRUCTION.	CUSTOMER APPROVAL		DRAWN BY: R.MILLER	DATE: 08/09/16	MFG. FACILITY: DUBLIN	SUTPHEN SPRINGFIELD TWP. FIRE DEPARTMENT MICHIGAN CITY, IN CUSTOM PUMPER - S6 BODY
	NAME:					
IN THE EVENT OF A DISCREPANCY BETWEEN THE SUTPHEN SPECIFICATIONS AND DRAWING, THE SUTPHEN SPECIFICATIONS SHALL PREVAIL.	TITLE:	B. INSTALLATION OF (2) CUSTOMER RADIO ANTENNAS ADDED	RM	01/27/17		
	DATE:	A. REV-A SHOP ORDER	RM	08/31/16		
DRAWING IS FOR REFERENCE ONLY. SOME ITEMS PROPOSED MAY NOT BE SHOWN OR NOTED.		REV.	BY	DATE		

THIS PRINT IS PROVIDED ON A RESTRICTED BASIS AND IS NOT TO BE USED IN ANY WAY DETRIMENTAL TO THE INTEREST OF SUTPHEN CORPORATION.

PHS 163

HS-5904