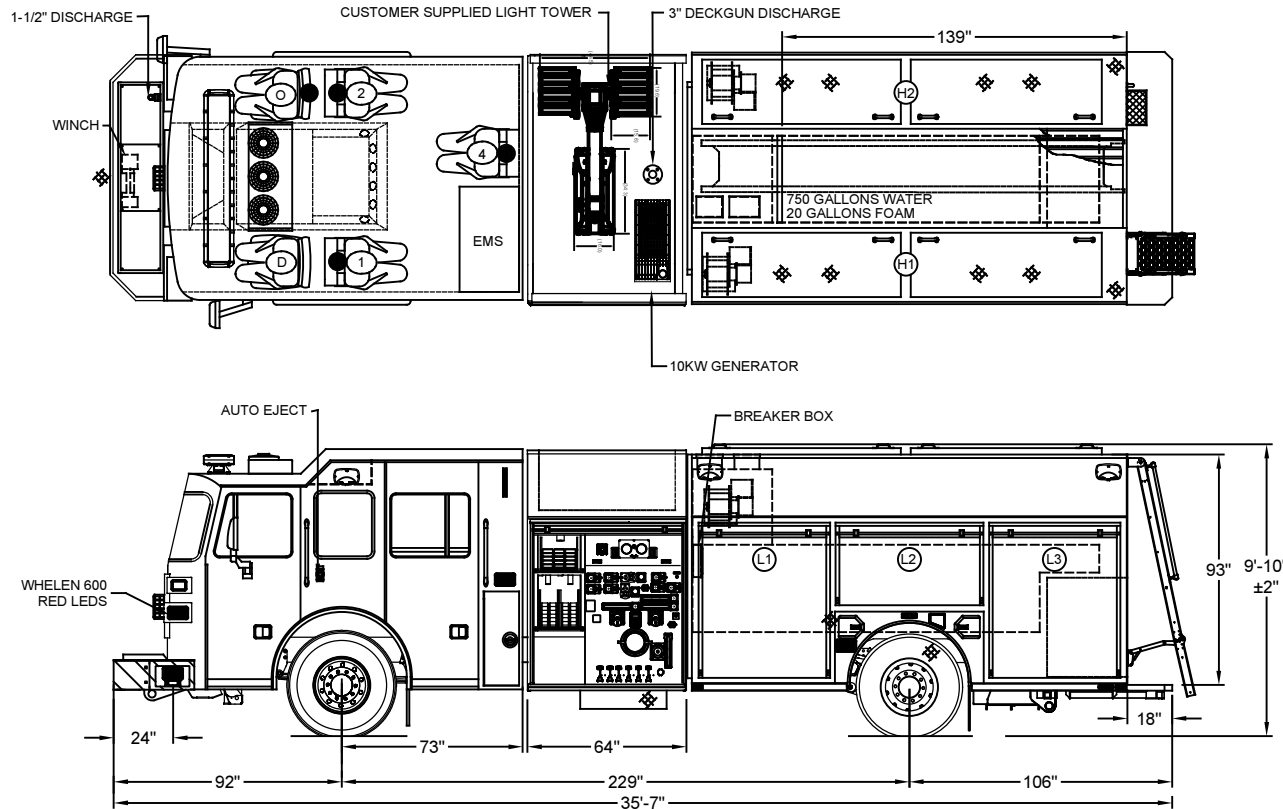
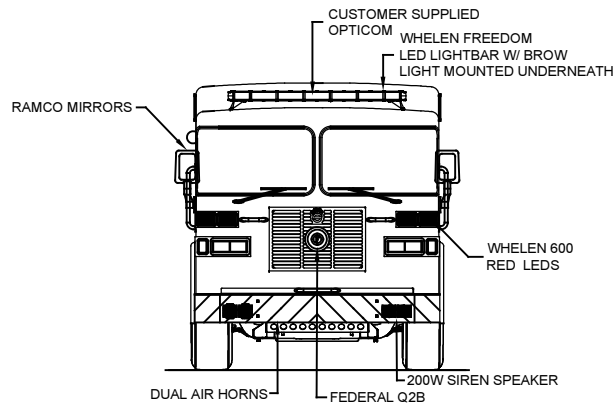


LEFT SIDE COMPARTMENTS				
COMPT	DOORS	OPENING DIMENSIONS	INSIDE DIMENSIONS	VOLUME
L1	ROLL-UP	50.5" w X 55.4" h	56.1" w X 66" h X 27.3" d	58.5 CU. FT.
L2	ROLL-UP	57.5" w X 26.2" h	61.6" w X 36.8" h X 27.3" d	35.8 CU. FT.
L3	ROLL-UP	50.5" w X 55.4" h	52.4" w X 66" h X 27.3" d	55.7 CU. FT.
H1	LIFT-UP	(2) 23.25" X 73.25" w	174.7" w X 24.8" h X 29.2" d	73.2 CU. FT.

RIGHT SIDE COMPARTMENTS				
COMPT	DOORS	OPENING DIMENSIONS	INSIDE DIMENSIONS	VOLUME
R1	ROLL-UP	50.5" w X 55.4" h	56.1" w X 66" h X 27.3" d	58.5 CU. FT.
R2	ROLL-UP	57.5" w X 26.2" h	61.6" w X 36.8" h X 27.3" d	35.8 CU. FT.
R3	ROLL-UP	50.5" w X 55.4" h	52.4" w X 66" h X 27.3" d	55.7 CU. FT.
H2	LIFT-UP	(2) 23.25" X 73.25" w	174.7" w X 24.8" h X 29.2" d	73.2 CU. FT.

REAR STEP COMPARTMENT				
COMPT	DOORS	OPENING DIMENSIONS	INSIDE DIMENSIONS	VOLUME
A1	ROLL-UP	37.5" w X 30.8" h	40" h X 40" w X 31" d	28.7 CU. FT.
TOTAL:				475.2 CU. FT.



DIMENSIONS SHOWN ON THIS DRAWING ARE APPROXIMATE AND ARE SUBJECT TO MINOR DEVIATIONS DURING CONSTRUCTION.

IN THE EVENT OF A DISCREPANCY BETWEEN THE SUTPHEN SPECIFICATIONS AND DRAWING, THE SUTPHEN SPECIFICATIONS SHALL PREVAIL.

DRAWING IS FOR REFERENCE ONLY. SOME ITEMS PROPOSED MAY NOT BE SHOWN OR NOTED.

CUSTOMER APPROVAL

NAME: _____

TITLE: _____

DATE: _____

A REV-A SHOP ORDER

REV

DESCRIPTION

JM

09/20/18

BY

DATE

DRAWN BY:

J. MORGAN

DATE:

07/31/18

MFG. FACILITY:

DUBLIN

SUTPHEN


LIBERTY TOWNSHIP FIRE DEPARTMENT
POWELL, OH

CUSTOM PUMPER - PA-16 BODY

DWG NO:

HS-6277

THIS PRINT IS PROVIDED ON A RESTRICTED BASIS AND IS NOT TO BE USED IN ANY WAY DETRIMENTAL TO THE INTEREST OF SUTPHEN CORPORATION.

	Sutphen Component Report Dealership: Herb Fire (Andy Herb)	HS-6277 Liberty Twp., OH	
		Name: Jim Reardon Position: Phone: Mobile: 614-313-3995 Email: jreardon@libertytwp.org	Order#: SOB001741

Bill To
Customer: Liberty Twp Fire Dept Contact: Jim Reardon Address: Powell, OH

Ship To
Customer: Same as Bill-to Contact: Jim Reardon Address: Powell OH

Comments
Project Coordinator: Jacob Morgan Salesperson: Andy Herb Revision: **Rev-A**

Line	Item #	Qty	Item Description/Comments
1		1	**ENG Facility = Dublin.
2		1	**ENG Truck Series = Customized.
3	10000215	1	STD WIRING SCHEMATIC
4	10001200	1	Maximum Apparatus Height = 11' 9".
5		1	**ENG Overall Apparatus Height = 9' 10" +/- 2".
6	10001220	1	Maximum Apparatus Length = 70'.
7		1	**ENG Overall Apparatus Length = 35' 7" +/- 2".
8	10010006	1	CHASSIS, CUSTOM
9	51010310	1	WHEELBASE GREATER THAN 200"
10	51070219	1	**REV-A** Wheelbase = 229".
11		1	**ENG AF Number = 54".
12	25010255	1	FRAME, 10" DOUBLE RAILS, DOMEX, SINGLE AXLE (110K PSI)
13	45010001	1	FRONT TOW EYES, BELOW BUMPER

Line	Item #	Qty	Item Description/Comments
14	45010015	1	FRONT TOW EYE FINISH, PAINTED
15	46010000	1	REAR TOW EYES
16	40010250	1	STEERING - ROSS TAS-85
17	22010000	1	DRIVE LINE, SPICER, 1710 SERIES
18	23014130	1	ENGINE, CUMMINS L 9 450HP DOC-DPF-DEF-SCR OBD
19	23029100	1	ENGINE WARRANTY, 5 YEAR, 100,000 MILES FOR CUMMINS L9
20	23030006	1	AIR INTAKE/EMBER SEPARATOR
21	23031173	1	FUEL FILTER/WATER SEPARATOR, PRIMARY, FLEETGUARD, FS1098
22	23031210	1	FUEL FILTER, SECONDARY, FLEETGUARD, FF63009
23	47012430	1	TRANSMISSION, ALLISON GEN 5, EVS3000
24	23110005	1	JACOBS ENGINE BRAKE FOR CUMMINS L ENGINES
25	47024050	1	TRANSMISSION COOLER
26	47030000	1	ALLISON TOUCH PAD SHIFTER
27		1	**ENG Shifter Pad Gearing = 5 Gears open, 6th Gear locked, Mode Button for Generator.
28	21021200	1	COOLING SYSTEM
29	21030000	1	FAN CLUTCH
30	21030200	1	RADIATOR COOLANT RECOVERY, PRESSURIZED SYST
31	26010010	1	FUEL TANK, STAINLESS STEEL, 65 GAL
32	26030000	1	FUEL FILL
33	26030100	1	FUEL COOLER
34	24040000	1	DIESEL EXHAUST FLUID TANK
35		1	**ENG DEF Access = Hinged Door For DEF Access.
36	32588888	1	SPECIAL ITEM, SCORPION AT DEF FILL
37		1	**CLAR NOTES, DEF FILL PROTECTION Scorpion material or similar material shall be applied to the treadplate at the step well where the DEF fill is located to help prevent discoloration of the treadplate.

Line	Item #	Qty	Item Description/Comments
38	13010205	1	ALTERNATOR, LEECE NEVILLE 320 AMP 4962PA
39	15010500	1	BATTERIES, INTERSTATE TYPE 31 MHD (4)
40	15031700	1	BATTERY JUMPER TERMINALS
41	15031888	1	**REV-A** SPECIAL ITEM, KUSSMAUL MODEL 450-1500-0 BATTERY CHARGER
42		1	**CLAR NOTES, KUSSMAUL CHARGER/INVERTER A Kussmaul model 450-1500-0 battery charger with built in inverter shall be provided. The inverter will automatically charge the shoreline outlets when the truck is un-plugged from the station. -Reference recent New Kent units.
43	15030430	1	**REV-A** 120V SHORELINE INLET, KUSSMAUL SUPER 20 AUTO EJECT W/ INTEGRATED BAR GRAPH
44		1	**ENG Shoreline Inlet Location = Driver's side of Cab, standard location.
45		1	**ENG Shoreline Cover Color = Red.
46	88250100	7	120V OUTLET WIRED TO SHORELINE INLET - EA (7)
47		1	**ENG Nema Number = 5-20 House Plug Duplex.
48		1	**REV-A** **ENG Outlet Locations = -(1) Mounted in EMS cabinet, Centered on back wall high. -(1) Mounted in Overhead storage, on back wall on Officer's side. -(1) Mounted in Overhead storage, on back wall on Driver's side. -(1) Mounted behind the Officer's seat. There are going to be (3) outlets that the wiring pigtails will be ran and FMI will mount the outlets after the shelving and trays have been determined. These will be ran to the top of the compartment with more than enough length of cable to reach the floor. -(1) in L1 compartment. -(2) in R1 compartment.
49		1	**ENG Seven (7) 120-volt outlets with weatherproof covers shall be provided. All 120 volt wiring shall be installed in liquid tight conduit.
50	14010524	1	FRONT AXLE, MERITOR MFS-20-133A 20,000 LB.
51	41010115	1	SUSPENSION FRONT 20,000 LBS. 54" LEAF
52	41030100	1	SUSPENSION, ENHANCED SYSTEM
53	43010305	1	FRONT TIRES GOODYEAR 385/65R22.5 LRJ G296 22.5 x 12.25 WHEELS
54	14510530	1	REAR AXLE, MERITOR RS-26-185 27,000 LB.
55	14530100	1	TOP SPEED, 68 MPH
56	42010015	1	SUSPENSION REAR FIREMAAX 27,000 LBS. AIR RIDE
57	44010320	1	TIRES, REAR, GOODYEAR 12R22.5 LRH G622 MUD & SNOW 24,000 - 27,000 GVWR

Line	Item #	Qty	Item Description/Comments
58	42910200	1	TIRE PRESSURE MONITOR, REAL WHEELS, LED
59	44210100	1	WHEELS, ALUM, ACCURIDE (MAX 27K REAR)
60	44270100	1	HUB COVERS, FRONT & REAR, POLISHED STS (SINGLE AXLE)
61	44270300	1	CHROME LUG NUT CAPS, FRONT & REAR (SINGLE AXLE)
62	44271100	1	MUD FLAPS, FRONT (PAIR)
63	44271200	1	MUD FLAPS, REAR (PAIR)
64	16010009	1	BRAKES MERITOR SCAM 6" FRONT, SCAM 7" REAR
65	18010041	1	AIR BRAKE SYST 4 TANKS WABCO 1200 DRYER
66	18220500	1	NO ELEC STABILITY CONTROL SYS
67	18110000	1	WABCO 4 CHANNEL ANTI-LOCK BRAKES
68	53510000	1	COMPRESSION FITTINGS ON AIR SYSTEM (CHASSIS)
69	54010000	1	MISCELLANEOUS ITEMS ON CHASSIS
70	11023250	1	CAB TSAL4E 73" 10" RR 1/2
71	11030025	1	CAB CERTIFICATION - STRUCTURAL INTEGRITY
72	11031025	1	CAB TILT SYSTEM, AIR CONTROL VALVE
73		1	**ENG Cab Tilt Controls = Officer's side Pump Panel.
74	11031100	1	MANUAL BACK-UP TILT SYSTEM
75	11031350	1	CAB DOORS, FULL LENGTH
76	11031421	1	CAB DOOR WINDOWS, POWER
77	11031401	1	CAB SIDE WINDOWS, FIXED
78	11088888	1	SPECIAL ITEM, CUSTOMER SUPPLIED ENGRAVING FOR WINDOWS
79		1	**CLAR NOTES, -Cab side fixed windows will be engraved by the customer prior to the windows being installed at Chasses. -Once engraved by the customer they will be sent back to Chassis to be installed in the Cab.
80	11031460	1	NO WINDOWS, BACK WALL OF CAB
81	11030215	1	EXTERIOR COMPTS, SIDE OF EXT CAB, TRANSVERSE 37" H

Line	Item #	Qty	Item Description/Comments
82	32588888	1	SPECIAL ITEM, FLOOR TO EXTEND TO DOORS IN TRANSVERSE COMPARTMENT
83		1	**CLAR NOTES, The floor of the transverse compartment should extend out to the door on each side.
84	52010010	1	SYNCHRONIZED ELECTRIC INTERMITTENT WIPERS
85	27022000	1	HANDRAILS, CAB, KNURLED STAINLESS STEEL
86	27030600	1	COAT HOOKS FOR GRAB HANDRAILS (4)
87	27030710	1	HANDRAILS, FRONT OF CAB, KNURLED STAINLESS STEEL (PAIR)
88	27030007	1	HANDRAILS, REAR CAB INTERIOR DOOR WINDOW KNURLED STS
89	38010215	1	MIRRORS, RAMCO HEATED & REMOTE RGT COWL MNT LFT DOOR MNT
90	38030205	1	**REV-A** SPECIAL ITEM, BLIND SPOT MIRROR, MOUNTED ON OFFICER'S DOOR
91		1	**ENG Mounted on the Officer's side Cab door. -Reference Photo #1 and #2 on the Shared Drive.
92	11024410	1	RAISED GRILLE, TUBULAR STYLE FACADE (L9)
93	20012220	1	BUMPER, 24" FORMED STEEL CHANNEL, PAINTED
94	20029830	1	BUMPER SIDES, PAINTED STEEL, W/POCKET (12-24" EXTENSION)
95	20088888	1	SPECIAL ITEM, SCORPION COATING, TOP 1" OF BUMPER
96		1	**REV-A** **ENG Scorpion color is to be Black.
97	20040215	1	**REV-A** STORAGE WELL, DEEP CENTER, FULL WIDTH (24" BUMPER)
98		1	**REV-A** **ENG there is to be a smooth aluminum lid over deep section to make the trough all the same depth and to isolate the winch. Reference Box from HS-6015 Savannah, GA.
99	20040300	1	1" LIP AROUND BUMPER TROUGH
100	20030100	1	COVER FOR BUMPER TROUGH, TREADPLATE, 2" RAISE
101	20050110	1	WINCH, BUMPER MOUNTED, RAMSEY 12,000 LB.
102	20050320	1	WINCH RECEIVER, SIDES
103		1	**ENG Side receivers are tie off points only.
104	20050310	1	WINCH RECEIVER, REAR
105	20050395	1	WIRING FOR WINCH RECEIVER (1)

Line	Item #	Qty	Item Description/Comments
106		1	**ENG Plug Color for Rear Receiver Wiring = This is to be the round style trailer wiring.
107	20088888	1	SPECIAL ITEM, FOLD DOWN DOOR FOR WINCH
108		1	**CLAR NOTES, The front face of the bumper shall have a fold down door to access the winch from the front of truck.
109	12010500	1	AIR HORNS, DUAL, GROVER #2040 RECTANGULAR
110		1	**ENG Air Horns Location: Inboard, one Each Side.
111	12030205	1	AIR HORNS WIRED TO STEERING WHEEL BUTTON
112	12040010	1	MOMENTARY SWITCH ON DASH, OFFICER'S SIDE
113	12510110	1	ELEC SIREN, WHELEN 295HFS2, REMOTE FLUSH MOUNT
114	12688888	1	**REV-A** SPECIAL ITEM, SIREN SPEAKER, 200W, WHELEN, BLACK FINISH
115		1	**CLAR NOTES, The customer would prefer (1) 200w speaker in the bumper.
116	12670120	1	SIREN SPEAKER(S) INSTALLED IN BUMPER BEHIND PERFORATIONS
117		1	**ENG This is to be mounted outboard of the Frame on the Driver's side.
118	12710100	1	SIREN, FEDERAL Q2B, GRILLE MOUNT
119	12730305	1	FOOT SWITCH, DRIVER'S SIDE, FOR MECH SIREN
120		1	**ENG Siren Brake Switch for Driver.
121	12730350	1	MOMENTARY SWITCH ON DASH, OFFICER'S SIDE, FOR MECH SIREN
122		1	**ENG Siren Brake Switch for Officer.
123	32520520	1	HEADLIGHTS, LED, FIRETECH FT-4X6, DUAL STS HOUSINGS
124		1	**ENG Headlight Interior Finish = Chrome.
125	48010300	1	FRONT TURN SIGNALS, WHELEN 400 SERIES LED (4)
126	31010287	1	INTERIOR, MULTISPEC GRAY SPECKLE PAINT W/GRAY-BLACK DURAWEAR
127	11032929	1	DOOR PANEL, FULL STS
128	31088888	1	SPECIAL ITEM, REFLECTIVE MATL, INTERIOR CAB DOORS, STOP SIGNS
129	31010290	1	CAB INTERIOR FLOOR COVERING, GRAY RUBBERIZED

Line	Item #	Qty	Item Description/Comments
130	22510100	1	ENGINE ENCLOSURE, FULL SIZE
131	22510530	1	ENGINE ENCLOSURE COVERING, SCORPION BLACK URETHANE BLEND
132	11031681	1	TOOL MOUNTING PLATE, TOP OF ENGINE ENCLOSURE
133	22610000	1	ENGINE HOOD LIGHT, HALOGEN (1)
134	11031510	1	FLAT WORK SURFACE IN LIEU OF GLOVE BOX
135	11031702	1	GLOVE BOX HOLDERS IN UPPER CREW DOORS (FLAT BACK, RR)
136	29810100	1	CHASSIS ELECTRICAL DESCRIPTION
137	30010130	1	INSTRUMENTATION, AMETEK W/ CENTER & OVERHEAD CONSOLES
138		1	**ENG Overhead Console Panel's Finish: Black Wrinkle Finish.
139		1	**ENG Overhead Console Position 1: -Switch #1: Master Emergency. -Switch #2: Brow Light. -Switch #3: Left Scene. -Switch #4: Right Scene. -Switch #5: Rear Scene.
140		1	**ENG Overhead Console Position 2: -AM/ FM Stereo.
141		1	**ENG Overhead Console Position 3: -HVAC Controls.
142		1	**ENG Overhead Console Position 4: -Chassis indicators. -Seat belt monitor.
143		1	**ENG Overhead Console Position 5: -Blank.
144		1	**ENG Overhead Console Position 6: -Opticom control head.
145		1	**ENG Overhead Console Position 7: -Blank.
146		1	**ENG Lower Command Console Finish: Black Urethane.
147		1	**ENG Lower Console Panel's Finish: Black Wrinkle.
148		1	**ENG Lower Console Position 1: -Transmission shift pad. -Pump shift.
149		1	**ENG Lower Console Position 2: -Switch #1: Jake On/Off. -Switch #2: Jake Low/Med/High. -Switch #3: High idle. -Switch #4: Air horn /street horn selector. Switch #5-6: Blank. -Switch #7: Q2B brake.
150		1	**ENG Lower Console Position 3:

Line	Item #	Qty	Item Description/Comments
			-Siren control head. (Mounted as low as possible) -12v PowerPoints. (Called out below)
151		1	**ENG Lower Console Position 4: -Blank.
152		1	**ENG Lower Console Position 5: -Switch #1: Air horn -Switch #2: Q2B Siren. -Switch #3: Q2B brake. -Switch #4-7: Blank.
153	30010700	1	CAB PUMP SHIFT
154	29910100	1	PROGRAMMABLE LOAD MANAGER, CLASS-1 SUPERNODE II
155	30031100	1	HIGH IDLE SWITCH
156	30031804	1	**REV-A** 12V DUAL PORT USB POWER POINTS, (4)
157		1	**ENG USB Power Point Location #1: Lower Console Position 3, Driver's corner.
158		1	**ENG USB Power Point Location #2: Lower Console Position 3, Officer's corner.
159		1	**ENG USB Power Point Location #3: Rear lip of Engine enclosure, near seat position #1.
160		1	**ENG USB Power Point Location #4: Rear lip of Engine enclosure, near seat position #2.
161	84541540	1	POWER & GROUND STUDS, UPPER COMMAND CONSOLE
162		1	**ENG Requirements (AMPS) for Power/Ground Studs in Upper Command Console: (1) 12-volt 60-amp, direct to the battery. (1) 12-volt 30-amp controlled by the ignition switch. (1) 12-volt 125-amp ground.
163	30110000	1	VEHICLE DATA RECORDER, AKRON/WELDON
164	33510030	1	INTERIOR CAB LIGHTS, RED/CLEAR LED (2)
165	34010030	1	INTERIOR CREW LIGHTS, RED/CLEAR LED (2)
166	28010740	1	DEFROSTER, HEATER & A/C (COMPACT)
167		1	**REV-A** **ENG This will be the new "Low Profile" Defroster that doesn't protrude down lower below the overhead console.
168	28090003	1	HEAT TO FEET
169	28030500	1	DEFROSTER DUCTWORK, ENTIRE WINDSHIELD
170	11031687	1	TOOL MOUNTING PLATE, 25" x 19.5", TOP OF HEAT/AC UNIT
171	38510104	1	**REV-A** DRIVER'S SEAT, BOSTROM SIERRA HIGH BACK ABTS AIR RIDE (DURAWEAR PLUS, LOW SEAM)

Line	Item #	Qty	Item Description/Comments
172	38320000	1	HELMET STORED IN COMPARTMENT
173	39010210	1	OFFICER'S SEAT, BOSTROM TANKER 550, ABTS SCBA (DURAWEAR PLUS, LOW SEAM)
174	39030020	1	OFFICER'S SEAT COMPT, FRONT DOOR
175	38320000	1	HELMET STORED IN COMPARTMENT
176	39521307	1	CREW SEAT 1, BOSTROM TANKER 550, ABTS SCBA (DURAWEAR PLUS, LOW SEAM)
177	38320000	1	HELMET STORED IN COMPARTMENT
178	39521308	1	CREW SEAT 2, BOSTROM TANKER 550, ABTS SCBA (DURAWEAR PLUS, LOW SEAM)
179	38320000	1	HELMET STORED IN COMPARTMENT
180		1	**REV-A** **CREW SEAT 4, BOSTROM TANKER 550, ABTS, SCBA (DURAWEAR PLUS, LOW SEAM)
181		1	**ENG This is to be mounted 4" away from the EMS cabinet to allow for elbow room.
182	38320000	1	HELMET STORED IN COMPARTMENT
183	11031828	1	EMS CABINET, FORWARD FACING, DOUBLE ON CREW SEAT RISER (RAISED ROOF)
184		1	**ENG EMS cabinet will be mounted over crew seat #3 and #5 positions.
185	39550100	1	SEAT COLOR, GRAY
186	39610000	4	SCBA BRACKETS, BOSTROM, SECURE ALL (4)
187	38410000	1	SEAT BELT WARNING SYSTEM, AKRON / WELDON
188	39710015	1	CREW SEAT COMPT, FRONT DROP-DOWN DOORS (73" CAB)
189	11031740	1	**REV-A** OVERHEAD STORAGE, FRONT OF 10" RR W/NET
190	11088888	1	**REV-A** SPECIAL ITEM, FIXED VERTICAL DIVIDER IN CENTER OF OVERHEAD STORAGE
191	84541700	2	INSTALLATION OF CUSTOMERS 2-WAY RADIO ANTENNA (2)
192		1	**ENG Antenna Termination Location#1: Overhead console position #6 and #7.
193		1	**ENG Antenna Termination Location#2: Overhead console position #6 and #7.
194	30080110	1	HD STEREO, JENSEN, AM/FM/WB/CD
195	84530288	1	SPECIAL INTERCOM SIGTRONICS INTERCOM

Line	Item #	Qty	Item Description/Comments
196		1	**ENG Intercom Special Requirements (Radio Interface, Etc.) = TBD per customer.
197		1	**CLAR NOTES, SIGTRONICS HEADSETS -A five (5) position Sigtronics headset system shall be provided and installed. -The driver and officer seats shall interface with the radio. -The 3 crew seats shall be intercom only.
198	60012300	1	QMAX-1500 GPM 6" SUCTION SINGLE STAGE PUMP
199	60025000	1	GEARBOX, HALE, G-SERIES, REAR MOUNTED
200	60026000	1	PUMP PACKING, HALE
201	60035121	1	PUMP TEST, MISTRAS GROUP, INC
202	61510000	1	AUXILIARY COOLER (HEAT EXCHANGER)
203	62010002	1	STAINLESS STEEL PIPING
204	66020100	1	3" TANK TO PUMP W/CHECK VALVE
205	61720100	1	VALVE, AKRON HEAVY DUTY
206	61770120	1	ACTUATOR, VALVE, PUSH/PULL HANDLE, INNOVATIVE CONTROLS
207	73010201	1	TANK FILL 2"
208	61720100	1	VALVE, AKRON HEAVY DUTY
209	61770120	1	ACTUATOR, VALVE, PUSH/PULL HANDLE, INNOVATIVE CONTROLS
210	61010405	1	PRESSURE GOVERNOR, CLASS 1 TPGJ1939
211	61210000	1	INTAKE PRESSURE CONTROL, ELKHART 40-20
212	63021100	1	6" MAIN SUCTION, LEFT SIDE
213	65030000	1	2.5" LEFT SIDE INLET
214	61720100	1	VALVE, AKRON HEAVY DUTY
215	61770100	1	ACTUATOR, VALVE, SWING HANDLE
216	60036010	1	THREADS, NST
217	63025100	1	6" MAIN SUCTION, RIGHT SIDE
218		1	**CLAR NOTES, Short 6" inlets for roll up door application.
219	70525125	1	2.5" DISCHARGE, LEFT - POSITION 1 – 30 DEG

Line	Item #	Qty	Item Description/Comments
220	61720100	1	VALVE, AKRON HEAVY DUTY
221	61770100	1	ACTUATOR, VALVE, SWING HANDLE
222	77021010	1	GAUGE, DISCH, INNOVATIVE CONTROLS 2.5"
223	60036010	1	THREADS, NST
224	70525125	1	2.5" DISCHARGE, LEFT - POSITION 2 – 30 DEG
225	61720100	1	VALVE, AKRON HEAVY DUTY
226	61770100	1	ACTUATOR, VALVE, SWING HANDLE
227	77021010	1	GAUGE, DISCH, INNOVATIVE CONTROLS 2.5"
228	60036010	1	THREADS, NST
229	71025130	1	3" DISCHARGE, RIGHT - POSITION 3 – 30 DEG
230	61720100	1	VALVE, AKRON HEAVY DUTY
231	61770200	1	ACTUATOR, VALVE, AKRON HANDWHEEL
232	77021010	1	GAUGE, DISCH, INNOVATIVE CONTROLS 2.5"
233	60036010	1	THREADS, NST
234	71025125	1	2.5" DISCHARGE, RIGHT - POSITION 4 – 30 DEG
235	61720100	1	VALVE, AKRON HEAVY DUTY
236	61770100	1	ACTUATOR, VALVE, SWING HANDLE
237	77021010	1	GAUGE, DISCH, INNOVATIVE CONTROLS 2.5"
238	60036010	1	THREADS, NST
239		1	**REV-A** DISCHARGE 2.5" VALVE 2.5" PIPE LEFT REAR – 30 DEG
240	61720100	1	VALVE, AKRON HEAVY DUTY
241	61770120	1	ACTUATOR, VALVE, PUSH/PULL HANDLE, INNOVATIVE CONTROLS
242	77021010	1	GAUGE, DISCH, INNOVATIVE CONTROLS 2.5"
243	60036010	1	THREADS, NST

Line	Item #	Qty	Item Description/Comments
244	72230000	1	DISCHARGE 1.5" FRONT BUMPER, 2" PLUMBING - SWIVEL
245	61720100	1	VALVE, AKRON HEAVY DUTY
246	61770120	1	ACTUATOR, VALVE, PUSH/PULL HANDLE, INNOVATIVE CONTROLS
247	77021010	1	GAUGE, DISCH, INNOVATIVE CONTROLS 2.5"
248	60036010	1	THREADS, NST
249		1	**ENG Front Bumper Swivel Location/Side = Officer's side.
250		1	**ENG Front Discharge Swivel Location/Trough = In Trough.
251	72530100	1	DECK GUN DISCHARGE 3"
252	61720100	1	VALVE, AKRON HEAVY DUTY
253	61770200	1	ACTUATOR, VALVE, AKRON HANDWHEEL
254	77021010	1	GAUGE, DISCH, INNOVATIVE CONTROLS 2.5"
255	72570100	1	DECK GUN TERMINATION, THREADED
256	72588888	1	**REV-A** SPECIAL ITEM, ELKHART BRASS MANUAL EXTENDER
257		1	**ENG This will need to be mounted to accommodate customer supplied light tower. -Reference layout for HS-6016 Jackson Twp.
258	72888888	1	SPECIAL ITEM, TWO 1.5" SPEEDLAYS (SIDE BY SIDE BOTTOM) W/LIFTOUT TRAY & ONE 2.5" SPEEDLAY (TOP) (SM)
259		1	**REV-A** **ENG Crosslay Hose Load Requirement = (3) speedlays. One of the speedlays being a 2.5'
260	61720100	3	VALVE, AKRON HEAVY DUTY (3)
261	61770120	3	ACTUATOR, VALVE, PUSH/PULL HANDLE, INNOVATIVE CONTROLS (3)
262	77021010	3	GAUGE, DISCH, INNOVATIVE CONTROLS 2.5" (3)
263	60036010	3	THREADS, NST (3)
264	72928888	1	SPECIAL COVER FOR CROSSLAY / SPEEDLAY NO COVER, ROLL UP DOORS
265		1	**CLAR NOTES, SPEEDLAYS -(1) 1.75" 200'. -(1) 1.75" 250'. -(1) 2.5" 300'.
266	72888888	1	SPECIAL ITEM, 3 EXTRA POLY TRAYS
267		1	**CLAR NOTES, A total of six (6) poly trays shall be provided for the speedlays. (4) for the 1.75" and (2) for the 2.5".

Line	Item #	Qty	Item Description/Comments
268	61742000	1	MASTER PUMP DRAIN, MULTIPOINT
269	61730005	10	DRAIN VALVES, INNOVATIVE CONTROLS, LIFT-UP (10)
270	73570305	1	FOAMPRO 2001, 2.6 GPM
271	73531350	1	FOAM TANK 20 GALLON BUILT INTO BOOSTER TANK
272	73576730	1	FOAMPRO SINGLE TANK FLUSH KIT
273	73580004	1	FOAM PLUMBED TO FOUR DISCHARGES
274		1	**ENG Foam Plumbed to Front Bumper Discharge = True.
275		1	**ENG Foam Plumbed to 1st Crosslay/Speedlay = True.
276		1	**ENG Foam Plumbed to 2nd Crosslay/Speedlay = True.
277		1	**ENG Foam Plumbed to 3rd Crosslay/Speedlay = True.
278	74910130	1	PA SM3 - SIDE MOUNT PUMP PANEL
279	74930500	1	PANEL FINISH, BLACK VINYL
280	74931000	1	ESCUTCHEON PLATES
281	74931050	1	COLOR CODING
282		1	**ENG Color Coding Standard = No.
283		1	**ENG Color Coding Details: -1.75" speedlay #1: Red. -1.75" speedlay #2: Green. -2.5" speedlay: White. -Front bumper discharge: Blue. -All others standard NFPA colors.
284	74931100	1	PUMP & FRAMEWORK, PAINTED
285	75088888	1	SPECIAL ITEM, ROLL UP DOORS OVER PUMP PANEL
286		1	**CLAR NOTES, SHORT 6" INLETS TO ALLOW FOR VALVE BEHIND DOOR
287	75040200	1	**REV-A** TROUGH IN RUNNING BOARD, LEFT SIDE (FLOATING STYLE)
288		1	**ENG Specify Hose Type & Capacity Desired for Left Running Board Trough = 25' of 5" hose.
289	75040210	1	**REV-A** TROUGH IN RUNNING BOARD, RIGHT SIDE (FLOATING STYLE)
290		1	**ENG Specify Hose Type & Capacity Desired for Right Running Board Trough = 25' of 5" hose.

Line	Item #	Qty	Item Description/Comments
291	75510200	1	PUMP PANEL LIGHTS, LED
292	75530100	1	LIGHT ON OPPOSITE SIDE PUMP PANEL, LED
293	76010105	1	PUMP PANEL GAUGES & CONTROLS
294	60028050	1	PUMP PRIMER, TRIDENT, AIR
295	60028310	1	(1) PRIMER BUTTON - MAIN SUCTION
296	76025100	1	COMPRESSION FITTINGS ON AIR SYSTEM (CTZ PUMP MODULE)
297	76031900	1	AIR HORN PUSH BUTTON SWITCH ON PUMP PANEL
298		1	**ENG Air Horn Push Button Location = Readily visible location for Pump Operator.
299	76510060	1	GAUGES, MASTER, INNOVATIVE CONTROLS, 4"
300	77590000	1	**REV-A** GAUGE, WATER LEVEL, CLASS 1 INTELLI-TANK
301	77540155	1	**REV-A** GAUGE, FOAM LEVEL, CLASS 1, INTELLI-TANK
302	83525000	1	WATER TANK BRAND, UNSPECIFIED
303	83510105	1	WATER TANK, 750 GAL, POLY
304	80110520	1	BODY PA-16 RES 56/53 LAD UND HSBD & DBL HATCH
305	80029900	1	BODY SUBFRAME, PUMPER/TANKER
306	80245122	1	REAR DOOR FOR HATCH COMPARTMENTS
307	80288888	1	SPECIAL ITEM, STOKES STORAGE
308		1	**CLAR NOTES, STOKES STORAGE A compartment shall be provided for a stoke basket on the floor of the officer's side coffin compartments. The compartment shall be as wide as the coffin compartment and approximately 8' long x 1' tall. The door for this is to hinge to the Officer's side.
309	81165705	1	UNISTRUT TRACK IN COMPTS
310	80220130	1	COMPT DOORS, AMDOR ROLL-UP, SATIN FINISH
311	80225100	1	REAR COMPT DOOR (A1) AMDOR ROLL-UP, SATIN FINISH
312	84530910	1	COMPT LIGHTING, LED LIGHT STRIPS, 2 PER COMPT
313	81310000	1	HOSEBED, ALUM FLOORING
314		1	**ENG List the Hose Bed Hose Load Req. = As much as possible.

Line	Item #	Qty	Item Description/Comments
315	81410200	1	COVER, ALUMINUM 2 PC, MAIN HOSE BED
316		1	**REV-A** **ENG Hosebed doors are to cover the fill towers also.
317		1	**CLAR NOTES, Aluminum hosebed cover is to be supported with removable bar W/ "T" pins in place of standard fixed center divider.
318	81388888	1	SPECIAL ITEM, WEIGHTED TARP FOR REAR FLAPS
319		1	**ENG This hosebed cover is to be weighted with chain instead of sand.
320		1	**ENG Hosebed Cover Color = Red.
321	81330300	1	HOSE BED DIVIDER, ADJ (1)
322	81910100	1	HANDRAILS, KNURLED STS
323	82014100	1	STEPS, IC FOLD DOWN W/LIGHTS & FIXED (ALUM PUMPERS)
324	82040100	1	REAR ACCESS LADDER, STAINLESS STEEL
325		1	**ENG State Ladder Location = Driver's side rear Body.
326	82510000	1	RUB RAILS, ANODIZED ALUM
327	83010050	1	ALUMINUM TREADPLATE (ALUM PPR, PRG1, C-SER, TANKER)
328	89988888	1	SPECIAL ITEM, EXTRA STEP BY 2.5" REAR DISCHARGE
329		1	**CLAR NOTES, EXTRA STEP An extra 11" x 14" step shall be provided on the rear of the body above the A1 compartment.
330	89988888	1	SPECIAL ITEM, DELETE FRONT BODY STEPS
331		1	**CLAR NOTES, Front body steps are not necessary.
332	80231200	1	4 SCBA CYLINDER COMPTS
333	88520300	1	DELETE 6" SUCTION HOSE
334	88550300	1	STRAINER NOT PROVIDED
335	89050800	1	FOLDING LADDER/(3) PIKE POLE STORAGE COMPT, HOSE BED
336		1	**REV-A** **CLAR NOTES, Tie this in with the ladders and hard suction. They should all fit next to each other below the hosebed.
337	89988888	1	SPECIAL ITEM, SUCTION HOSE MOUNTING
338		1	**CLAR NOTES, Reference Ashland, OH, HS-5927. The door to this compartment is to hinge upward.

Line	Item #	Qty	Item Description/Comments
339	89011500	1	ALCO-LITE PEL-24 24'2 SEC & PRL-14 14' ROOF & 10' FOLDING
340	89510400	1	LADDERS MOUNTED UNDER HOSBED
341	84550199	1	LICENSE PLATE BRACKET - NOT PROVIDED
342	84511100	1	BODY ELECTRICAL DESCRIPTION
343	84520000	1	BACK UP ALARM, ECCO SA917
344	85010302	1	TAILLIGHTS, WHELEN 600 SERIES, LED STOP/TAI/TURN/REVERSE, QUAD HOUSING (PAIR)
345	85110100	1	ICC LIGHTS, LED
346		1	**REV-A** **ENG The ICC lights on the top of the Cab WILL NOT be installed by Sutphen. These lights are integrated into a lightbar/ brow light that will be Dealer supplied.
347	85510200	1	STEP LIGHTS, LED, WHELEN 26 AT PUMP PANEL & REAR BODY
348	85710010	1	UNDERCARRIAGE GROUND LIGHTS, LED
349	86528888	1	DELETE REAR WORK LIGHTS
350	86600000	1	OPTICAL WARNING SYSTEM, UPPER
351	86610140	1	UPPER WARNING LIGHTS, ZONE A (FRONT), WHELEN FREEDOM IV 72" LED LIGHT BAR, F4N7QLED, 16 MODULES
352		1	**ENG Zone A, Upper Lightbar Color / Details = (12) Red an (4) White Modules W/ Clear lenses.
353	86699999	1	UPPER WARNING LIGHTS, ZONE B (OFFICER'S SIDE), COVERED BY ZONES A & C
354	86728888	1	SPECIAL WLUPPERC MV92 (8) TOTAL
355		1	**CLAR NOTES, -3 EACH SIDE, 2 ON REAR -Red lights W/ Clear lenses
356	86899999	1	UPPER WARNING LIGHTS, ZONE D (DRIVER'S SIDE), COVERED BY ZONES A & C
357	87100000	1	OPTICAL WARNING SYSTEM, LOWER
358	87110110	1	LOWER WARNING LIGHTS, ZONE A (FRONT), WHELEN 600 SUPER LED, 60*02F*R (QTY 4)
359		1	**ENG Zone A, Lower Warning Light Color, Lens Color, Details = Red lights W/ Clear lenses.
360	87811130	1	LOWER, ZONE A - MOUNTING LOCATION (DUAL HOUSINGS)
361		1	**ENG Zone A, Lower - Front, Mounting Location = (2) Warnings in top headlight housing, each side.
362	87210100	1	LOWER WARNING LIGHTS, ZONE B (OFFICER'S SIDE), WHELEN 600 SUPER LED, 60*02F*R (QTY 2), ION T-SERIES LED, TLI* (QTY 1)

Line	Item #	Qty	Item Description/Comments
363		1	**ENG Zone B, Lower Officer's Side Warning Light Color, Lens Color, Details = The Whelen 600 lights shall be installed one (1) on the side of the front stainless housing, one (1) in the recessed pocked of the bumper, one (1) on the cab extension, of the apparatus, one (1) near the rear axle. One (1) Whelen TIR3 shall be mounted in the rubrail at the rear of the body.
364	87812110	1	LOWER, ZONE B - MOUNTING LOCATION (PUMPERS, TANKERS)
365		1	**ENG Zone B, Lower - Officer's Side, Mounting Location = -(1) Warning Light near the front corner of the Apparatus. -(1) Warning Light near the rear Axle. -(1) Warning Light near the rear corner of the Apparatus. -Reference Shop Order Drawing for lights and placement.
366	87310100	1	LOWER WARNING LIGHTS, ZONE C (REAR), WHELEN 600 SUPER LED, 60*02F*R (QTY 2)
367		1	**ENG Zone C, Lower Rear Warning Light Color, Lens Color, Details = Zone C (rear) shall have four (4) Whelen 600 series model 60*02F*R Super LED warning lights installed one (1) each side on the lower rear of the apparatus and one (1) each side half way up the body.
368	87410100	1	LOWER WARNING LIGHTS, ZONE D (DRIVER'S SIDE), WHELEN 600 SUPER LED, 60*02F*R (QTY 2), ION T-SERIES TLI* (QTY 1)
369		1	**ENG Zone D, Lower Driver's Side Warning Light Color, Lens Color, Details = Red lights W/ Clear lenses.
370	87814110	1	LOWER, ZONE D - MOUNTING LOCATION (PUMPERS, TANKERS)
371		1	**ENG Zone D, Lower - Driver's Side, Mounting Location = -(1) Warning Light near the front corner of the Apparatus. -(1) Warning Light near the rear Axle. -(1) Warning Light near the rear corner of the Apparatus. -Reference Shop Order Drawing for lights and placement.
372	87588888	1	SPECIAL ITEM, CUSTOMER SUPPLIED OPTICOM INSTALL
373		1	**CLAR NOTES, OPTICOM The fire department shall provided a GPS Opticom for the manufacturer to mount on the cab roof.
374	87537732	3	ADDITIONAL WARNING LIGHTS, WHELEN 600 SUPER LED, 60*02F*R (PAIR) (3)
375		1	**CLAR NOTES, extra 600 in bumper, cab extension, and rear of truck.
376		1	**ENG Whelen 600 LED Warning Light Color = Red.
377		1	**ENG Whelen 600 LED Lens Color = Clear.
378	87537752	4	ADDITIONAL WARNING LIGHTS, WHELEN M9V2* LED (PAIR) (4)
379		1	**ENG Whelen M9V2LED Warning Light Color = Red.
380		1	**REV-A** **ENG Whelen M9V2 LED Lens Color = Clear. (Both Warning and Scene Portions are Clear)
381		1	**ENG Whelen M9V2 LED Mounting Location = -(1) Easch side of the Cab, above fixed window. -(1) Each side of the Body side metal, towards the front. -(1) Each side of the Body side metal, towards the rear. -(1) Each side of the Rear Body, High.
382	88230220	1	GENERATOR, SMART POWER, 10KW TM HYD
383	88250405	1	CIRCUIT BREAKER PANEL WITH 8 SPACES FOR BREAKERS

Line	Item #	Qty	Item Description/Comments
384	88251100	1	BREAKER PANEL, STD LOCATION (L1)
385	88431205	2	HANNAY ECR-1616-17-18 REEL W/150' 10/3 (2)
386		1	**ENG Reel Mounting Location #1 = Front of Driver's side coffin compartment. (H1)
387		1	**ENG Reel Motor Location #1 = Left Rear, (Shelf/Dunnage-Mnt, Rght Side of Compt, Motor Lft)
388		1	**ENG Reel Mounting Location #2 = Front of Officer's side coffin compartment. (H2)
389		1	**ENG Reel Motor Location #2 = Left Rear, (Shelf/Dunnage-Mnt, Rght Side of Compt, Motor Lft)
390	88433000	2	MOUNTING OF ELEC CORD REEL IN UPPER HATCH COMPTS (2)
391	88432000	1	AKRON FOUR-WAY RECEPTACLE BOX, WIRED TO REEL CABLE (1)
392		1	**ENG Receptacle Box, Hardwired, Pig Tail Or Recessed Plug = L5-20 PigTail.
393		1	**ENG Receptacle Box Details = (2) 5-20 Household duplex and (2) L5-20 duplex.
394		1	**REV-A** **CLAR NOTES, -One reel shall be mounted in the coffin compartments at the front on the Driver's side. The cord will deploy through rollers into the L1 compartment. -One reel shall be mounted in the coffin compartments at the front on the Officer's side. The cord will deploy through rollers into the R1 compartment.
395	88328888	1	SPECIAL LIGHT TOWER MOUNT CUSTOMER SUPPLIED TOWER
396		1	**CLAR NOTES, LIGHT TOWER INSTALLATION: -The customer shall supply a Will-Burt NS 3.0-750-WB light tower to Sutphen for installation. -The light tower shall be mounted in the dunnage area above the pump. -The light tower shall be delivered to Sutphen Corporation approximately 10 weeks prior to completion of the truck.
397		1	**ENG Light Tower Control Location = Driver's side pump module compartment on the rearward wall.
398	89910010	1	CORROSION REDUCTION PROGRAM
399	90010020	1	PAINT SCHEME
400	90030005	1	TWO TONE CAB TO BOTTOM OF WINDSHIELD
401		1	**ENG Paint Break Option = Paint break option #1.
402		1	**ENG Upper Color for Two Tone Paint = L0006 EW (White).
403		1	**ENG Lower Color for Two Tone Paint = L0042 EW (Red).
404	90030154	1	PAINT FRAME RAILS & BODY SUBFRAME -BLACK
405	90510010	1	4" LETTERING , 22K UP TO 40

Line	Item #	Qty	Item Description/Comments
406	90530005	60	ADDITIONAL 3" 22KT LETTERS (EACH) (60)
407	90530045	30	ADDITIONAL 11" 22KT LETTERS (EACH) (30)
408	90610200	1	6" SCOTCHLITE STRIPE AROUND TRUCK
409	90630100	2	1" SCOTCHLITE STRIPE ABOVE OR BELOW - EACH (2)
410	90530325	1	**REV-A** AMERICAN FLAG, VINYL OVERLAY, FRONT GRILLE
411	90680120	1	CHEVRON STRIPING, REAR BODY OUTBOARD, REFLEXITE
412		1	**ENG Chevron Striping, Rear Body Color = #030 Red Transparent & #L2 Fluorescent Lime.
413	90680220	1	CHEVRON STRIPING, REAR COMPT DOOR, REFLEXITE
414		1	**ENG Chevron Striping, Rear Compartment Door Color = #030 Red Transparent & #L2 Fluorescent Lime.
415	90680320	1	CHEVRON STRIPING, ABOVE REAR COMPT DOOR, REFLEXITE
416		1	**ENG Chevron Striping, Above Rear Compartment Door Color = #030 Red Transparent & #L2 Fluorescent Lime.
417	90670020	1	CHEVRON STRIPING, FRONT BUMPER, REFLEXITE
418		1	**ENG Chevron Striping, Front Bumper Color = #030 Red Transparent & #L2 Fluorescent Lime.
419		1	**ENG List Special Lettering/Striping Details = AGI.
420	91010000	1	MISC EQUIP - (1) PINT TOUCH-UP PAINT, STAINLESS STEEL NUTS & BOLTS
421	92067750	4	**REV-A** STREAMLIGHT SL-44401 FIRE VULCAN HANDLIGHT W/12 VOLT CHARGER (4)
422		1	**ENG Mounting Locations = -(3) Mounted on the AC unit towards the rear. -(1) Mounted on the mounting plate on the Engine Enclosure near the Officer's seat.
423	99010000	1	MANUALS (1-PRINTED & 1-CD) WITH DVD
424	99031105	1	PICK-UP UNIT AT FACTORY
425	99510000	1	ONE YEAR WARRANTY
426	PDB001092	1	DEALER SUPPLIED - PIONEER SUMMIT, 72" BROW LIGHT
427	PDB000542	1	DEALER SUPPLIED - TFT BALL INTAKE VALVE
428	PDB000542	1	DEALER SUPPLIED - TFT BALL INTAKE VALVE
429	PDB000439	1	DEALER SUPPLIED - ELKHART STINGER, 2.0

Line	Item #	Qty	Item Description/Comments
430	PDB000535	1	DEALER SUPPLIED - FIRE AND MARINE MOUNTING