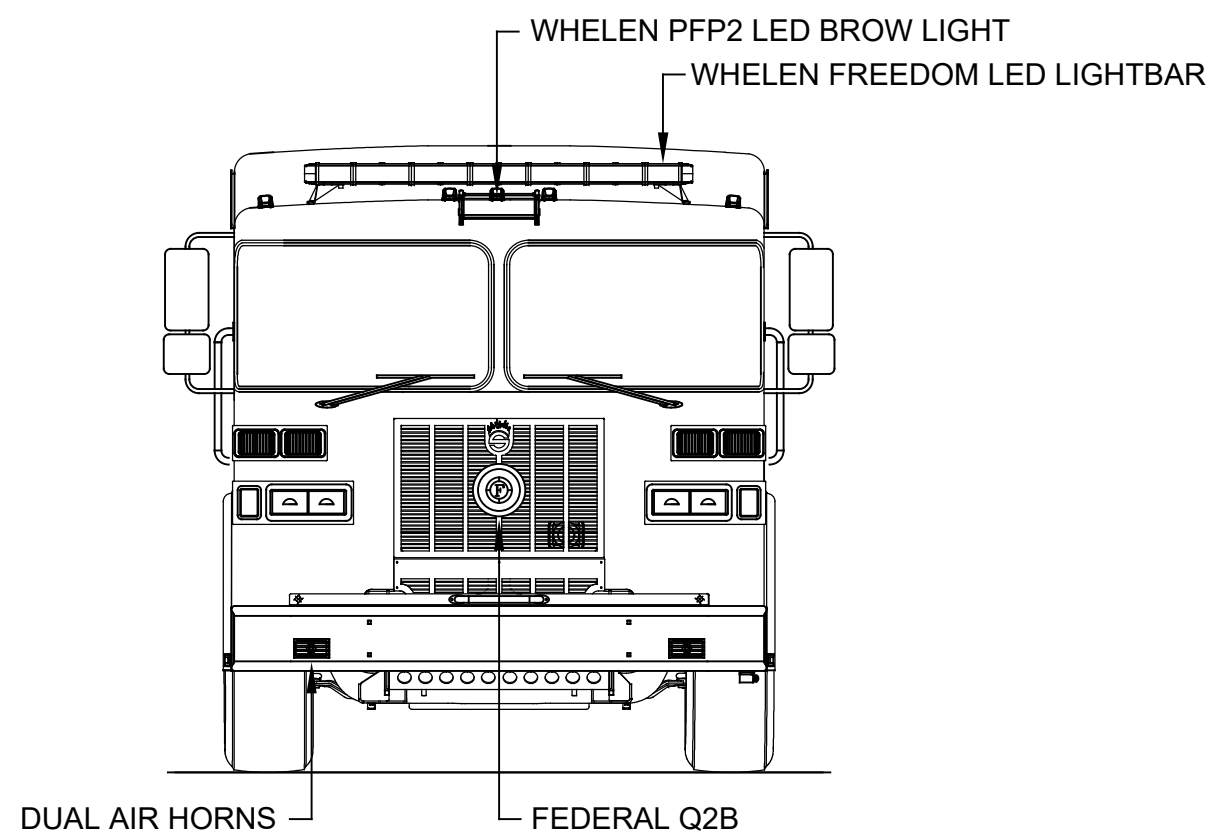


LEFT SIDE COMPARTMENTATION				
COMPT	DOORS	OPENING DIMENSIONS	INSIDE DIMENSIONS	VOLUME
L1	ROLL-UP	37"w X 56 7/8"h	43"w X 66"h X 27 1/4"d	42.2 CU. FT.
L2	ROLL-UP	57"w X 27 5/8"h	61 1/2"w X 36 1/2"h X 27 1/4"d	32.1 CU. FT.
L3	ROLL-UP	50"w X 56 7/8"h	53 1/2"w X 66"h X 27 1/4"d	52.5 CU. FT.
H1	LIFT-UP		162"L X 26"H X 21"W	51.1 CU. FT.

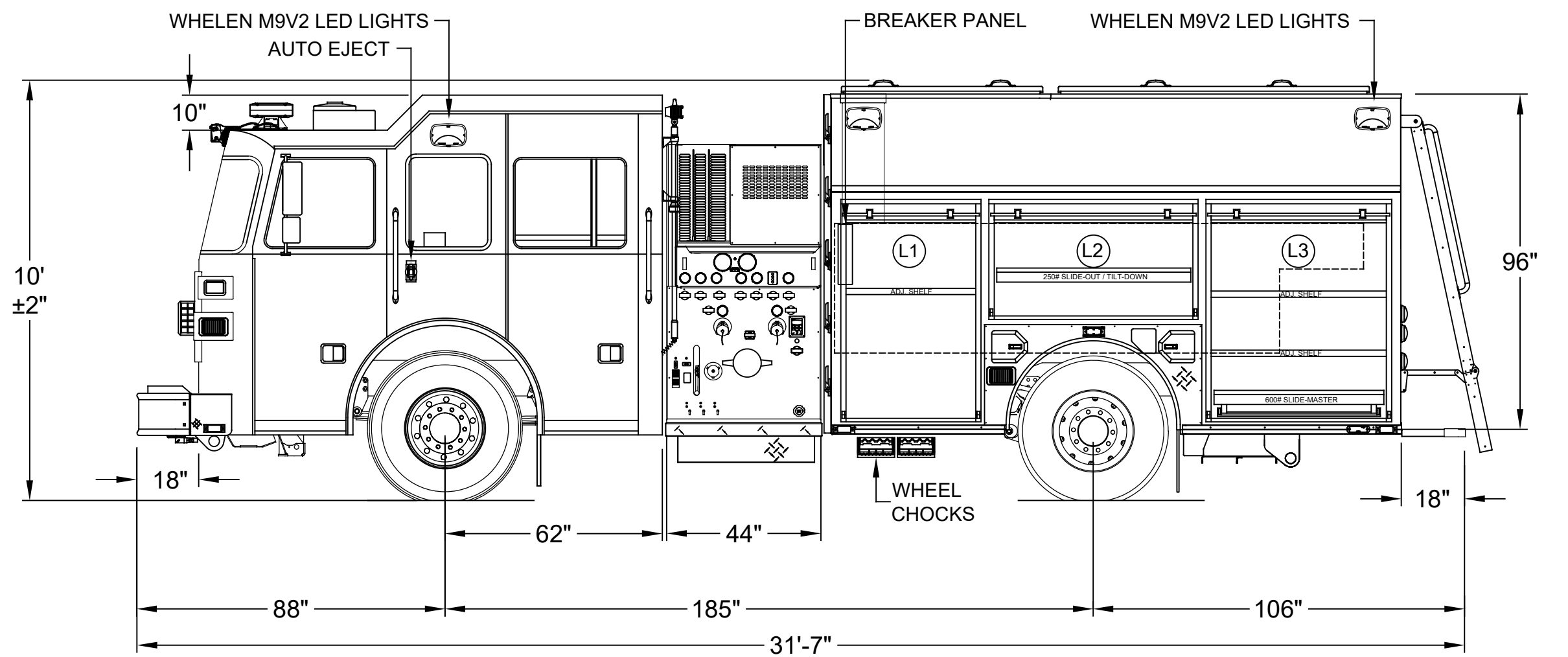
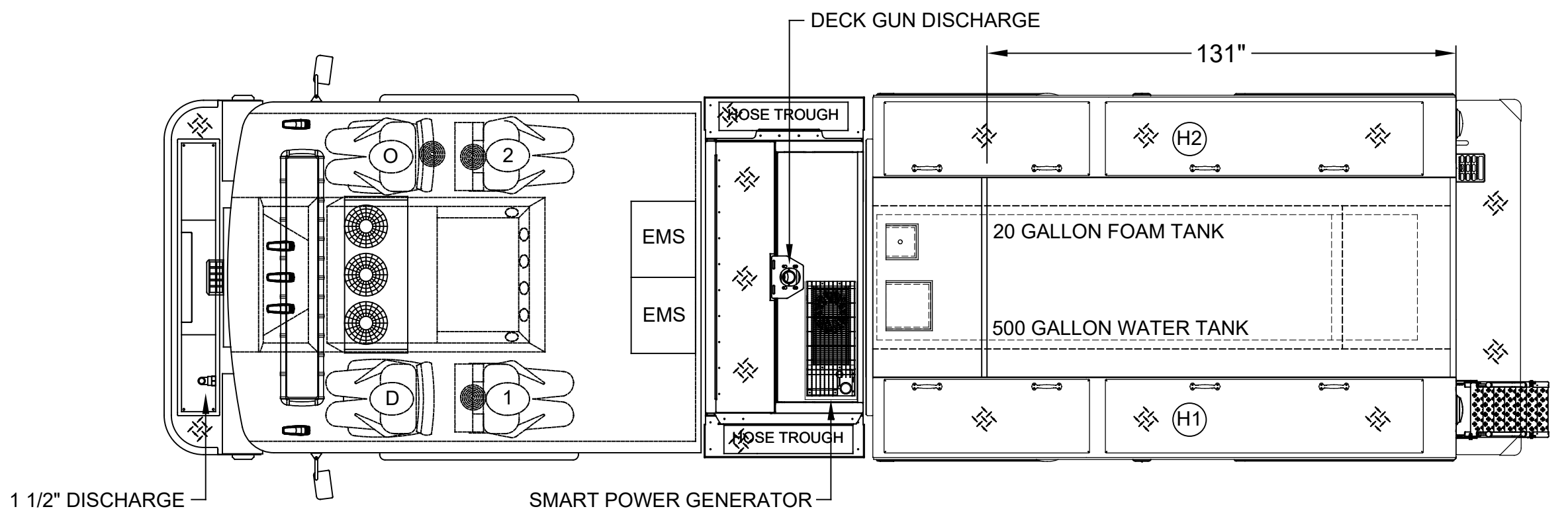
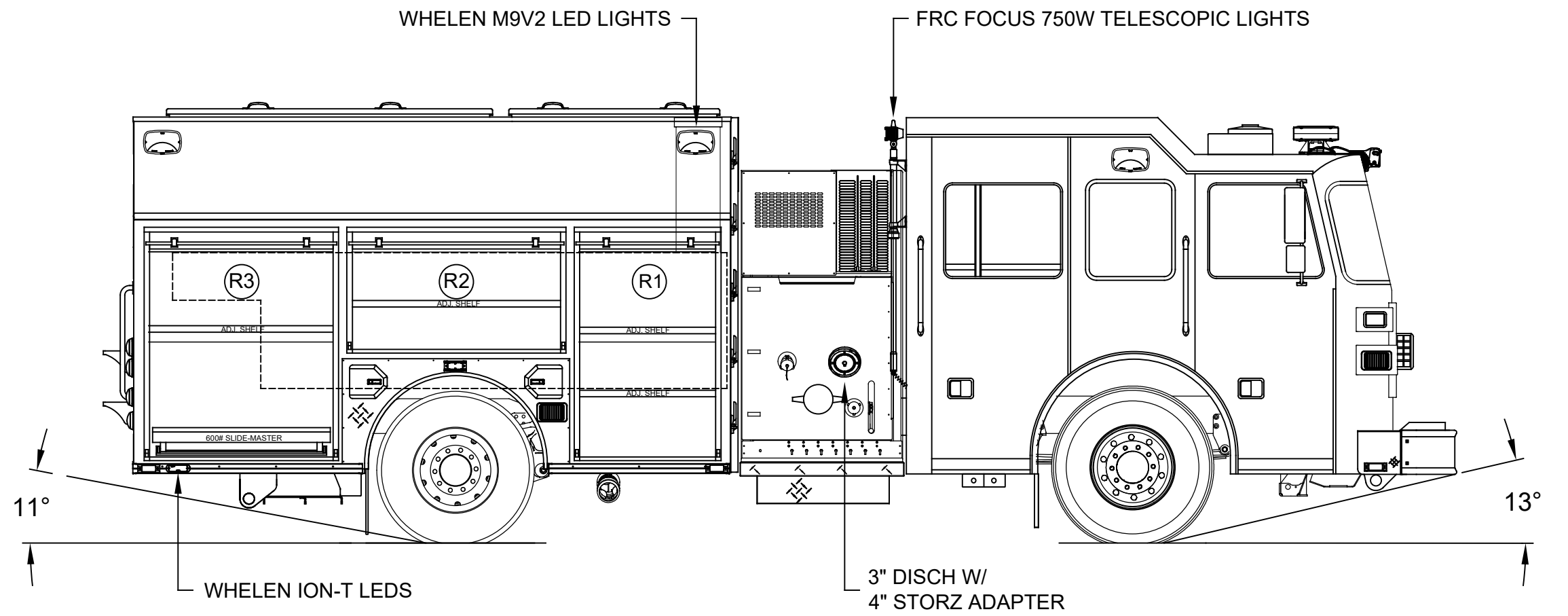
RIGHT SIDE COMPARTMENTATION				
COMPT		OPENING DIMENSIONS	INSIDE DIMENSIONS	
R1	ROLL-UP	37"w X 56 7/8"h	43"w X 66"h X 27 1/4"d (16"d upper)	33.7 CU. FT.
R2	ROLL-UP	57"w X 27 5/8"h	61 1/2"w X 36 1/2"h X 16"d	18.6 CU. FT.
R3	ROLL-UP	50"w X 56 7/8"h	53 1/2"w X 66"h X 27 1/4"d (16"d upper)	41.6 CU. FT.
H2	LIFT-UP		162"L X 26"H X 21"W	51.1 CU. FT.

REAR STEP COMPARTMENTS				
COMPT	DOORS	OPENING DIMENSIONS	INSIDE DIMENSIONS	
A1	ROLL-UP	37 1/2"w X 31"h	40"h X 40"w X 30 1/2"d	27 CU. FT.

TOTAL STORAGE: 349.9 CU.FT.



TWO-TONE CAB PAINT  
PAINT BREAK OPTION #1  
WHITE OVER RED



DIMENSIONS SHOWN ON THIS DRAWING ARE APPROXIMATE AND ARE SUBJECT TO MINOR DEVIATIONS DURING CONSTRUCTION.

#### CUSTOMER APPROVAL

NAME: \_\_\_\_\_

TITLE: \_\_\_\_\_

DATE: \_\_\_\_\_

C	REV-C SHOP ORDER
B	CLARIFIED THAT CUSTOMER WANTS AIR STYLE PUMP SHIFT
A	REV-A SHOP ORDER

REV.	DESCRIPTION	BY	DATE
	THIS PRINT IS PROVIDED ON A RESTRICTED BASIS AND IS NOT TO BE USED IN ANY WAY DETRIMENTAL TO THE INTEREST OF SUTPHEN CORPORATION.		

DRAWN BY:  
J.MORGAN

DATE:  
09/25/18


MFG. FACILITY:  
DUBLIN



BOARDMAN FIRE DEPARTMENT  
YOUNGSTOWN, OH

CUSTOM PUMPER - S6 BODY

DWG. NO.: HS-6367

	<p align="center"><b>Sutphen</b></p> <p align="center"><b>Component Report</b></p> <p>Dealership: Herb Fire 7 (Ray Capezzuto)</p>	<p align="center"><b>HS-6367 Boardman Twp., OH</b></p>	
		<p>Name: Mark Pitzer          Position: Chief          Phone: (330) 726-4199          Mobile: (330) 770-9478          Email: mpitzer@boardmantwp.com</p>	<p>Order#: SOB001858</p>

<b>Bill To</b>
<p>Customer: Boardman Fire Dept.          Contact: Mark Pitzer, Fire Chief          Address: 7440 Market St. Youngstown, OH 44512</p>

<b>Ship To</b>
<p>Customer: Same as Bill-to          Contact: Mark Pitzer, Fire Chief          Address: 7440 Market St. Youngstown OH 44512</p>

<b>Comments</b>
<p>Project Coordinator: Jacob Morgan          Salesperson: Andy Herb / Ray Capezzuto          Revision: <b>REV-C</b></p>

Line	Item #	Qty	Item Description/Comments
1		1	**ENG Facility = Dublin.
2		1	**ENG Truck Series = Program 2 Pumper. (S6 Body)
3	10000215	1	STD WIRING SCHEMATIC
4		1	THE PREVIOUS UNIT TO REFERENCE IS HS-5701
5	10001200	1	MAXIMUM APPARATUS HEIGHT = N/A.
6		1	**ENG Overall Apparatus Height = 10' +/- 2".
7	10001220	1	MAXIMUM APPARATUS LENGTH = N/A.
8		1	**ENG Overall Apparatus Length = 31' 7" +/- 2".
9	10010006	1	CHASSIS, CUSTOM
10	51070185	1	Wheelbase = 185".
11		1	**ENG AF Number = 54".
12	25010000	1	FRAME, 10" SINGLE RAILS, SINGLE AXLE (50K PSI)
13	45010001	1	FRONT TOW EYES, BELOW BUMPER

Line	Item #	Qty	Item Description/Comments
14	45010015	1	FRONT TOW EYE FINISH, PAINTED
15	46010000	1	REAR TOW EYES
16	40010250	1	STEERING - ROSS TAS-85
17	22010000	1	DRIVE LINE, SPICER, 1710 SERIES
18	23014130	1	<b>**DIFFERENT THAN LAST TRUCK** (NEW STANDARD)</b> ENGINE, CUMMINS L 9 450HP DOC-DPF-DEF-SCR OBD
19	23029100	1	ENGINE WARRANTY, 5 YEAR, 100,000 MILES FOR CUMMINS L9
20	23030006	1	AIR INTAKE/EMBER SEPARATOR
21	23031173	1	FUEL FILTER/WATER SEPARATOR, PRIMARY, FLEETGUARD, FS1098
22	23031210	1	FUEL FILTER, SECONDARY, FLEETGUARD, FF63009
23	47012430	1	TRANSMISSION, ALLISON GEN 5, EVS3000
24	23110005	1	JACOBS ENGINE BRAKE FOR CUMMINS L ENGINES
25	47024050	1	TRANSMISSION COOLER
26	47030000	1	ALLISON TOUCH PAD SHIFTER
27		1	<b>**ENG Shifter Pad Gearing = 5 Gears open, 6th Gear locked, Mode Button for Generator.</b>
28	21021200	1	COOLING SYSTEM
29	21030000	1	FAN CLUTCH
30	21030200	1	RADIATOR COOLANT RECOVERY, PRESSURIZED SYST
31	26010010	1	FUEL TANK, STAINLESS STEEL, 65 GAL
32	26030000	1	FUEL FILL
33	26030100	1	FUEL COOLER
34	24040000	1	DIESEL EXHAUST FLUID TANK
35		1	<b>**ENG DEF Access = DEF Panel.</b>
36	13010205	1	ALTERNATOR, LEECE NEVILLE 320 AMP 4962PA
37	15010500	1	BATTERIES, INTERSTATE TYPE 31 MHD (4)

Line	Item #	Qty	Item Description/Comments
38	15031700	1	BATTERY JUMPER TERMINALS
39	15030430	1	120V SHORELINE INLET, KUSSMAUL SUPER 20 AUTO EJECT
40		1	**ENG Shoreline Inlet Location = Driver's side of Cab, standard location.
41		1	**ENG Shoreline Cover Color = Yellow.
42	88250100	2	<b>**DIFFERENT THAN LAST TRUCK**</b> 120V OUTLET WIRED TO SHORELINE INLET - EA (2)
43		1	**ENG Nema Number = 5-20 House Plug Duplex.
44		1	<b>**REV-A**</b> **ENG Outlet Locations = -Centered on the back wall of each EMS cabinet, high. -(Reference Photo #1 and #2 on Shared Drive)
45	15031560	1	BATTERY CHARGER, KUSSMAUL LPC 40 W/REMOTE BAR GRAPH DISPLAY
46		1	**ENG Battery Charger Display Location: Bar graph display will be in driver's side window.
47	14010505	1	FRONT AXLE, MERITOR MFS-18-133A 18,000 LB.
48	41010015	1	SUSPENSION FRONT 18,000 LBS. 54" LEAF
49	41030100	1	SUSPENSION, ENHANCED SYSTEM
50	43010305	1	FRONT TIRES GOODYEAR 385/65R22.5 LRJ G296 22.5 x 12.25 WHEELS
51	14510520	1	REAR AXLE, MERITOR RS-24-160 24,000 LB.
52	14530100	1	TOP SPEED, 68 MPH
53	14540400	1	VOGEL LUBE SYSTEM SINGLE AXLE
54	42090010	1	SUSPENSION REAR FIREMAAX 24,000 LBS. AIR RIDE (PRG)
55	44010320	1	TIRES, REAR, GOODYEAR 12R22.5 LRH G622 MUD & SNOW 24,000 - 27,000 GVWR
56	42910200	1	TIRE PRESSURE MONITOR, REAL WHEELS, LED
57	44210100	1	WHEELS, ALUM, ACCURIDE (MAX 27K REAR)
58	44270100	1	HUB COVERS, FRONT & REAR, POLISHED STS (SINGLE AXLE)
59	44270300	1	CHROME LUG NUT CAPS, FRONT & REAR (SINGLE AXLE)
60	44271100	1	MUD FLAPS, FRONT (PAIR)
61	44271200	1	MUD FLAPS, REAR (PAIR)

Line	Item #	Qty	Item Description/Comments
62	16010260	1	BRAKES MERITOR DISC PLUS EX225 FRONT & REAR (SINGLE AXLE)
63	18010041	1	AIR BRAKE SYST 4 TANKS WABCO 1200 DRYER
64	18030110	1	AIR OUTLET CONNECTION
65		1	**ENG Air Outlet Location = Driver's side Pump Panel.
66	18035110	1	AIR COMPRESSOR, KUSSMAUL AUTO PUMP AC, 100PSI
67	18220500	1	NO ELEC STABILITY CONTROL SYS
68	18110000	1	WABCO 4 CHANNEL ANTI-LOCK BRAKES
69	53510000	1	<b>**DIFFERENT THAN LAST TRUCK** (NEW STANDARD)</b> COMPRESSION FITTINGS ON AIR SYSTEM (CHASSIS)
70	54010000	1	MISCELLANEOUS ITEMS ON CHASSIS
71	11023292	1	CAB TSAL4K 62" 10" RR 1/2
72	11030025	1	CAB CERTIFICATION - STRUCTURAL INTEGRITY
73	11031025	1	CAB TILT SYSTEM, AIR CONTROL VALVE
74		1	**ENG Cab Tilt Controls = Driver's side Pump Panel.
75	11031100	1	MANUAL BACK-UP TILT SYSTEM
76	11031350	1	CAB DOORS, FULL LENGTH
77	11031419	1	CAB DOOR WINDOWS, MANUAL
78	11031401	1	CAB SIDE WINDOWS, FIXED
79	11031460	1	NO WINDOWS, BACK WALL OF CAB
80	52010010	1	SYNCHRONIZED ELECTRIC INTERMITTENT WIPERS
81	27022000	1	HANDRAILS, CAB, KNURLED STAINLESS STEEL
82	27030600	1	COAT HOOKS FOR GRAB HANDRAILS (4)
83	27030007	1	HANDRAILS, REAR CAB INTERIOR DOOR WINDOW KNURLED STS
84	38010015	1	MIRRORS LANG MEKRA 300 SERIES REMOTE
85	11024400	1	RAISED GRILLE, LEVEL STYLE FACADE (L9)

Line	Item #	Qty	Item Description/Comments
86	20010080	1	BUMPER, 18" POLISHED STAINLESS STEEL
87		1	**ENG Siren Speaker Perforations = No Speaker Perforations in Bumper.
88	20029800	1	BUMPER SIDES, DIAMONDPLATE
89	20040105	1	<b>**REV-A**</b> STORAGE WELL, DEEP CENTER, FULL WIDTH (18" BUMPER)
90	20030100	1	COVER FOR BUMPER TROUGH, TREADPLATE, 2" RAISE
91	20050300	1	<b>**REV-A** **DIFFERENT THAN LAST TRUCK**</b> WINCH RECEIVER, FRONT
92	20050395	1	<b>**REV-A** **DIFFERENT THAN LAST TRUCK**</b> WIRING FOR WINCH RECEIVER
93		1	<b>**REV-A**</b> **ENG The customer traditionally used the <b>Blue</b> colored plug. -This truck will be wired with the <b>Gray</b> plug to accommodate the appropriate Amp draw for their winch.
94	12010500	1	AIR HORNS, DUAL, GROVER #2040 RECTANGULAR
95		1	**ENG Air Horns Location: Outboard, (1) each side.
96	12030205	1	AIR HORNS WIRED TO STEERING WHEEL BUTTON
97	12030310	1	FOOT SWITCH, OFFICER'S SIDE
98	12510110	1	ELEC SIREN, WHELEN 295HFS2, REMOTE FLUSH MOUNT
99	12620100	1	SIREN SPEAKER, 100W, CAST PRODUCTS, SA4201-6B-A
100	12670110	1	SIREN SPEAKER(S) INSTALLED BEHIND CAB GRILLE
101	12710100	1	SIREN, FEDERAL Q2B, GRILLE MOUNT
102	12730310	1	FOOT SWITCH, OFFICER'S SIDE, FOR MECH SIREN
103		1	**ENG Siren Brake Switch for Officer.
104	32520520	1	<b>**REV-A** **DIFFERENT THAN LAST TRUCK**</b> HEADLIGHTS, LED, FIRETECH FT-4X6, DUAL STS HOUSINGS
105		1	**ENG Headlight Interior Finish = Chrome.
106	48010300	1	FRONT TURN SIGNALS, WHELEN 400 SERIES LED (4)
107	32530800	1	ICC LIGHTS, BACK OF MIRROR
108	31010287	1	INTERIOR, MULTISPEC GRAY SPECKLE PAINT W/GRAY-BLACK DURAWEAR
109	11032929	1	DOOR PANEL, FULL STS

Line	Item #	Qty	Item Description/Comments
110	31010290	1	CAB INTERIOR FLOOR COVERING, GRAY RUBBERIZED
111	22510100	1	ENGINE ENCLOSURE, FULL SIZE
112	22510530	1	ENGINE ENCLOSURE COVERING, SCORPION BLACK URETHANE BLEND
113	11031682	1	TOOL TRAY W/1" LIP, TOP OF ENGINE ENCLOSURE
114		1	<b>**CLAR NOTES,</b> -Leave 5" elbow room on enclosure to either side of mounting plate. -Reference HS-5701. -(Reference Photo #3 & #4 on Shared Drive)
115	31088888	1	SPECIAL ITEM, EMS GLOVE BOX HOLDER BACK OF AC UNIT (CHF-5646)
116	22610000	1	ENGINE HOOD LIGHT, HALOGEN (1)
117	11031510	1	FLAT WORK SURFACE IN LIEU OF GLOVE BOX
118	29810100	1	CHASSIS ELECTRICAL DESCRIPTION
119	30010130	1	INSTRUMENTATION, AMETEK W/ CENTER & OVERHEAD CONSOLES
120		1	<b>**ENG Overhead Console Panel's Finish: Black Wrinkle.</b>
121		1	<b>**REV-C**</b> <b>**ENG Overhead Console Position 1:</b> Switch #1: Master Emergency. Switch #2: Front Scene. Switch #3: Left Scene. Switch #4: Right Scene. Switch #5: Spot LT Hosebed. (Work Lights)
122		1	<b>**REV-C**</b> <b>**ENG Overhead Console Position 2:</b> -Blank.
123		1	<b>**ENG Overhead Console Position 3:</b> -HVAC Controls.
124		1	<b>**ENG Overhead Console Position 4:</b> -Chassis Indicators. -Seat belt monitor.
125		1	<b>**REV-A**</b> <b>**ENG Overhead Console Position 5:</b> -Blank.
126		1	<b>**ENG Overhead Console Position 6:</b> -Blank.
127		1	<b>**ENG Overhead Console Position 7:</b> -Blank.
128		1	<b>**ENG Lower Command Console Finish = Black Urethane.</b>
129		1	<b>**ENG Lower Console Panel's Finish = Black Wrinkle.</b>
130		1	<b>**ENG Lower Console Position 1:</b> -Transmission shift pad. -Pump shift.

Line	Item #	Qty	Item Description/Comments
131		1	<b>**ENG Lower Console Position 2:</b> Switch #1: Jake On / Off. Switch #2: Jake Low / Med / High. Switch #3: High Idle. Switch #4: Air Horn/ E. Horn selector.
132		1	<b>**ENG Lower Console Position 3:</b> -Parking Brake. -Traffic Advisor Control Head. (mounted high) -Siren Control Head. (mounted as low as possible) -12V PowerPoints. (called out below)
133		1	<b>**ENG Lower Console Position 4:</b> -IPad Mount.
134		1	<b>**ENG Lower Console Position 5:</b> Switch #1: Master Emergency. Switch #2: Siren Brake.
135	30010700	1	<b>**REV-B**</b> CAB PUMP SHIFT, AIR
136	29910100	1	<b>**DIFFERENT THAN LAST TRUCK** (NEW STANDARD)</b> PROGRAMMABLE LOAD MANAGER, CLASS-1 SUPERNODE II
137	30031100	1	HIGH IDLE SWITCH
138	30031771	1	12V POWER POINT, (1)
139		1	<b>**ENG Power Point Location #1: Lower Console Position 3, Officer's corner.</b>
140	30031802	1	12V DUAL PORT USB POWER POINTS, (2)
141		1	<b>**DIFFERENT THAN LAST TRUCK**</b> <b>**ENG USB Power Point Location #1: Lower Console Position 3, Driver's corner.</b>
142		1	<b>**ENG USB Power Point Location #2: Lower Console Position 3, Officer's corner.</b>
143	11040000	1	CAB ACCESSORY FUSE PANEL
144	84541540	1	<b>**DIFFERENT THAN LAST TRUCK** (NEW STANDARD)</b> POWER & GROUND STUDS, UPPER COMMAND CONSOLE
145		1	<b>**ENG Requirements (AMPS) for Power/Ground Studs in Upper Command Console:</b> (1) 12-volt 60-amp, direct to the battery. (1) 12-volt 30-amp controlled by the ignition switch. (1) 12-volt 125-amp ground.
146	30110000	1	VEHICLE DATA RECORDER, AKRON/WELDON
147	33510030	1	INTERIOR CAB LIGHTS, RED/CLEAR LED (2)
148	34010030	1	INTERIOR CREW LIGHTS, RED/CLEAR LED (2)
149	28010740	1	DEFROSTER, HEATER & A/C (COMPACT)
150	28090003	1	HEAT TO FEET
151	28030500	1	DEFROSTER DUCTWORK, ENTIRE WINDSHIELD



Line	Item #	Qty	Item Description/Comments
152	11031687	1	<b>**REV-A**</b> TOOL MOUNTING PLATE, 25" x 19.5", TOP OF HEAT/AC UNIT
153	11088888	1	<b>**REV-A**</b> INSTALL CUSTOMER SUPPLIED IPAD MOUNT IN LOWER CONSOLE POSITION 4
154		1	<b>**CLAR NOTES,</b> -Reference HS-5701 Boardman Twp, OH. -This will be installed at customer's Final Inspection.
155	38510104	1	<b>**DIFFERENT THAN LAST TRUCK** (NEW STANDARD)</b> DRIVER'S SEAT, BOSTROM SIERRA HIGH BACK ABTS AIR RIDE (DURAWEAR PLUS, LOW SEAM)
156	38320000	1	HELMET STORED IN COMPARTMENT
157	39090015	1	<b>**DIFFERENT THAN LAST TRUCK**</b> OFFICER'S SEAT, BOSTROM TANKER 350, ABTS SCBA (DURAWEAR PLUS, LOW SEAM)
158	39030010	1	OFFICER'S SEAT COMPT, OPEN FRONT
159	38320000	1	HELMET STORED IN COMPARTMENT
160	39521111	1	<b>**DIFFERENT THAN LAST TRUCK**</b> CREW SEAT 1, BOSTROM TANKER 350, ABTS SCBA (DURAWEAR PLUS, LOW SEAM)
161	38320000	1	HELMET STORED IN COMPARTMENT
162	39521112	1	<b>**DIFFERENT THAN LAST TRUCK**</b> CREW SEAT 2, BOSTROM TANKER 350, ABTS SCBA (DURAWEAR PLUS, LOW SEAM)
163	38320000	1	HELMET STORED IN COMPARTMENT
164	11088888	1	SPECIAL ITEM, EMS CABINET, OUTOARD FACING, SINGLE OVER CREW SEAT #3 W/ ROM ROLL-UP DOOR
165	11088888	1	SPECIAL ITEM, EMS CABINET, OUTOARD FACING, SINGLE OVER CREW SEAT #4 W/ ROM ROLL-UP DOOR
166		1	<b>**REV-A**</b> <b>**CLAR NOTES,</b> -EMS cabinets shall be outboard facing. -Roll-up doors facing the cab crew doors. -Cabinets will hang over Crew Seat Riser Compartment slightly. -Reference HS-5701. -See Reference Photos #1, #2, #3, & #5 on Shared drive.
167	39550100	1	SEAT COLOR, GRAY
168	39610000	3	SCBA BRACKETS, BOSTROM, SECURE ALL (3)
169	38410000	1	SEAT BELT WARNING SYSTEM, AKRON / WELDON
170	39710000	1	CREW SEAT COMPT, SIDE DOORS
171	60090000	1	PUMP, HALE QMAX-1500 GPM SINGLE STAGE
172	60025000	1	GEARBOX, HALE, G-SERIES, REAR MOUNTED
173	60026000	1	PUMP PACKING, HALE

Line	Item #	Qty	Item Description/Comments
174	60035121	1	PUMP TEST, MISTRAS GROUP, INC
175	61510000	1	AUXILIARY COOLER (HEAT EXCHANGER)
176	62010002	1	STAINLESS STEEL PIPING
177	66090010	1	3" TANK-TO-PUMP W/CHECK VALVE
178	61729120	1	VALVE, AKRON, HEAVY DUTY
179	61770900	1	ACTUATOR, VALVE, PUSH/PULL, CLASS 1
180	73090001	1	TANK FILL 2"
181	61729120	1	VALVE, AKRON, HEAVY DUTY
182	61770900	1	ACTUATOR, VALVE, PUSH/PULL, CLASS 1
183	61090003	1	PRESSURE GOVERNOR, CLASS 1 TPGJ1939
184	61290020	1	<b>**DIFFERENT THAN LAST TRUCK** (NEW STANDARD)</b> INTAKE PRESSURE CONTROL, TFT A1860
185	63021500	1	6" MAIN SUCTION, LEFT SIDE
186	63090001	1	HALE MASTER INTAKE VALVE, ELEC (SIDE SUCTION)
187	63034655	1	ADAPTER, 6" NST FE X 4" STORZ, 30 DEGREE W/CAP & CHAIN, TFT
188	65090000	1	2.5" LEFT SIDE INLET
189	61729120	1	VALVE, AKRON, HEAVY DUTY
190	61770905	1	ACTUATOR, VALVE, SWING CONTROL
191	60036010	1	THREADS, NST
192	63025500	1	6" MAIN SUCTION, RIGHT SIDE
193	63090001	1	HALE MASTER INTAKE VALVE, ELEC (SIDE SUCTION)
194	63034655	1	ADAPTER, 6" NST FE X 4" STORZ, 30 DEGREE W/CAP & CHAIN, TFT
195	64090000	1	2.5" RIGHT SIDE INLET
196	61729120	1	VALVE, AKRON, HEAVY DUTY
197	61770905	1	ACTUATOR, VALVE, SWING CONTROL

Line	Item #	Qty	Item Description/Comments
198	60036010	1	THREADS, NST
199	70525900	1	2.5" DISCHARGE, LEFT - POSITION 1 - 30 DEG
200	61729120	1	VALVE, AKRON, HEAVY DUTY
201	61770900	1	<b>**REV-A** **DIFFERENT THAN LAST TRUCK** (NEW STANDARD)</b> ACTUATOR, VALVE, PUSH/PULL, CLASS 1
202	77090000	1	GAUGE, DISCH, CLASS 1 2.5"
203	60036010	1	THREADS, NST
204	70525900	1	2.5" DISCHARGE, LEFT - POSITION 2 - 30 DEG
205	61729120	1	VALVE, AKRON, HEAVY DUTY
206	61770900	1	<b>**REV-A** **DIFFERENT THAN LAST TRUCK** (NEW STANDARD)</b> ACTUATOR, VALVE, PUSH/PULL, CLASS 1
207	77090000	1	GAUGE, DISCH, CLASS 1 2.5"
208	60036010	1	THREADS, NST
209	71025905	1	3" DISCHARGE, RIGHT - POSITION 3 - 30 DEG
210	61729160	1	VALVE, AKRON, SLOW CLOSE
211	61770900	1	ACTUATOR, VALVE, PUSH/PULL, CLASS 1
212	77090000	1	GAUGE, DISCH, CLASS 1 2.5"
213	60036010	1	THREADS, NST
214	61840265	1	ADAPTER, 3" NST FE X 4" STORZ W/CAP & CHAIN, TFT - STRAIGHT
215	71025900	1	2.5" DISCHARGE, RIGHT - POSITION 4 - 30 DEG
216	61729120	1	VALVE, AKRON, HEAVY DUTY
217	61770900	1	ACTUATOR, VALVE, PUSH/PULL, CLASS 1
218	77090000	1	GAUGE, DISCH, CLASS 1 2.5"
219	60036010	1	THREADS, NST
220	71590000	1	DISCHARGE, 2.5" LEFT REAR
221	61729120	1	VALVE, AKRON, HEAVY DUTY

Line	Item #	Qty	Item Description/Comments
222	61770900	1	ACTUATOR, VALVE, PUSH/PULL, CLASS 1
223	77090000	1	GAUGE, DISCH, CLASS 1 2.5"
224	60036010	1	THREADS, NST
225	71890000	1	DISCHARGE 2.5" RIGHT REAR
226	61729120	1	VALVE, AKRON, HEAVY DUTY
227	61770900	1	ACTUATOR, VALVE, PUSH/PULL, CLASS 1
228	77090000	1	GAUGE, DISCH, CLASS 1 2.5"
229	60036010	1	THREADS, NST
230		1	<b>**REV-A**</b> <b>**CLAR NOTES,</b> -The Rear Discharges need to terminate at the same height as HS-5701 Boardman Twp, OH. -This is to avoid interference with the step over the Traffic Advisor on the rear of Body.
231	72290000	1	1.5" FRONT BUMPER DISCHARGE, 2" PLUMBING
232		1	<b>**ENG Front Bumper Swivel Location/Side = Driver's side.</b>
233		1	<b>**ENG Front Discharge Swivel Location/Trough = In Trough.</b>
234	61729120	1	VALVE, AKRON, HEAVY DUTY
235	61770900	1	ACTUATOR, VALVE, PUSH/PULL, CLASS 1
236	77090000	1	GAUGE, DISCH, CLASS 1 2.5"
237	60036010	1	THREADS, NST
238	72590002	1	DECK GUN DISCHARGE 3"
239	61729160	1	VALVE, AKRON, SLOW CLOSE
240	61770900	1	ACTUATOR, VALVE, PUSH/PULL, CLASS 1
241	77090000	1	GAUGE, DISCH, CLASS 1 2.5"
242	72570100	1	DECK GUN TERMINATION, THREADED
243	72890010	1	CROSSLAYS, TWO 1.5" & ONE 2.5" W/SWIVELS
244		1	<b>**ENG Crosslay Hose Load Requirement =</b> -2 x 200' of 1.75" hose. -1 x 200' of 2.75" hose.

Line	Item #	Qty	Item Description/Comments
245	61729120	3	VALVE, AKRON, HEAVY DUTY (3)
246	61770900	3	ACTUATOR, VALVE, PUSH/PULL, CLASS 1 (3)
247	77090000	3	GAUGE, DISCH, CLASS 1 2.5" (3)
248	60036010	3	THREADS, NST (3)
249	72910505	1	COVER, ALUM W/VINYL SIDES FOR CROSSLAYS
250		1	**ENG Crosslay/Speedlay Cover Color = Red.
251		1	**ENG Crosslay/Speedlay Cover Fastener = Bungee Cords with Pull Tabs.
252	61742000	1	MASTER PUMP DRAIN, MULTIPORT
253	61790510	12	DRAIN VALVES, HALE, LIFT-UP (12)
254	73590000	1	<b>**REV-A** **DIFFERENT THAN LAST TRUCK** (NEW STANDARD)</b> HALE <del>FOAMLOGIX</del> <b>SMARTFOAM</b> 2.1 W/ 20 GAL TANK & INTELLI-TANK GAUGE
255		1	**ENG Foam Plumbed to Right Rear Discharge = True.
256		1	**ENG Foam Plumbed to Front Bumper Discharge = True.
257		1	**ENG Foam Plumbed to 1st Crosslay/Speedlay = True.
258		1	**ENG Foam Plumbed to 2nd Crosslay/Speedlay = True.
259		1	**ENG Foam Plumbed to 3rd Crosslay/Speedlay = True.
260	74929110	1	HALE PUMP MODULE CONFIGURATION, SIDE MOUNT
261	74914110	1	PRG SM1 - 44" W SIDE MOUNT PUMP PANEL (CROSSLAYS)
262	74930710	1	PANEL FINISH, BRUSHED STS 14 GAUGE (PRG)
263	74931055	1	COLOR CODING (PRG)
264		1	**ENG Color Coding Standard = Yes.
265	75040200	1	TROUGH IN RUNNING BOARD, LEFT SIDE
266		1	<b>**REV-A**</b> **ENG Specify Hose Type & Capacity Desired for Left Running Board Trough = 25' of 5" Hose.
267		1	**ENG Left Trough Cover = Velcro Straps.
268	75040210	1	TROUGH IN RUNNING BOARD, RIGHT SIDE

Line	Item #	Qty	Item Description/Comments
269		1	<b>**REV-A**</b> <b>**ENG Specify Hose Type &amp; Capacity Desired for Right Running Board Trough = 25' of 5" Hose.</b>
270		1	<b>**ENG Right Trough Cover = Velcro Straps.</b>
271	75590010	1	<b>**REV-A** **DIFFERENT THAN LAST TRUCK**</b> PUMP PANEL LIGHTS, LED (PRG)
272	76090002	1	PUMP PANEL GAUGES & CONTROLS (PRG)
273	60028099	1	<b>**REV-A**</b> SPECIAL PUMP PRIMER TRIDENT AUTO PRIME - <b>NO GAUGE</b>
274	76025110	1	<b>**DIFFERENT THAN LAST TRUCK** (NEW STANDARD)</b> COMPRESSION FITTINGS ON AIR SYSTEM (PRG PUMP MODULE)
275	76590000	1	GAUGES, MASTER, CLASS 1 4.5" (PRG)
276	77590000	1	GAUGE, WATER LEVEL, CLASS 1 INTELLI-TANK
277	83525000	1	WATER TANK BRAND, UNSPECIFIED
278	83590003	1	WATER TANK, 500 GAL, POLY
279	80190260	1	BODY S6 - ALUM 43/53 LAD CHUTE & DBL HATCH
280		1	<b>**ENG 18" Rear Tailboard.</b>
281	80029900	1	BODY SUBFRAME, PUMPER/TANKER
282	81130200	1	ADJUSTABLE SHELF [L1] (1)
283	81150200	1	250# SLIDE-MASTER SLIDE OUT/TILT DOWN DRAWER [L2] (1)
284	81130200	2	ADJUSTABLE SHELF [L3] (2)
285	81150300	1	600# SLIDE-MASTER TRAY [L3] (1)
286	81130200	2	ADJUSTABLE SHELF [R1] (2)
287		1	<b>**CLAR NOTES,</b> <b>-(1) Shallow depth and (1) Full depth.</b>
288	81130200	1	ADJUSTABLE SHELF [R2] (1)
289	81130200	1	ADJUSTABLE SHELF [R3] (1)
290		1	<b>**ENG This is a shallow depth shelf.</b>
291	81150300	1	600# SLIDE-MASTER TRAY [R3] (1)
292	81130200	1	ADJUSTABLE SHELF [A1] (1)

Line	Item #	Qty	Item Description/Comments
293	81150300	1	600# SLIDE-MASTER TRAY [A1] (1)
294	81165705	1	UNISTRUT TRACK IN COMPTS
295	80290015	1	COMPT DOORS, ROM ROLL-UP, SATIN FINISH
296	80225000	1	REAR COMPT DOOR (A1) ROM ROLL-UP, SATIN FINISH
297	84530910	1	COMPT LIGHTING, LED LIGHT STRIPS, 2 PER COMPT
298	81390000	1	HOSEBED, REMOVABLE ALUM FLOORING
299		1	**ENG List the Hose Bed Hose Load Req. = Reference HS-5701 for Hose Load and Bulkhead.
300	81410000	1	COVER, VINYL, MAIN HOSE BED
301		1	**ENG Hosebed Cover Color = Red.
302		1	**ENG Hosebed Cover Fastener = Bungee Cords with Pull Tabs.
303	81488888	1	<b>**REV-A** **DIFFERENT THAN LAST TRUCK**</b> SPECIAL ITEM, SIDE-TO-SIDE SUPPORTS FOR VINYL HOSEBED COVER, 2" PVC PIPES
304		1	<b>**CLAR NOTES,</b> -Hosebed cover supports to be 2" PVC pipe running from left to right side of Hosebed. -Install (1) half-way back in the Hosebed and install the other at the rear of the Hosebed. -These are to be removable.
305	81330303	1	HOSE BED DIVIDERS, ADJ (3)
306		1	<b>**REV-A** **DIFFERENT THAN LAST TRUCK**</b> <b>**CLAR NOTES,</b> -These need to be shorter than last time. -Divider's are only to be 24" tall.
307	81910100	1	HANDRAILS, KNURLED STS
308	82290010	1	<b>**DIFFERENT THAN LAST TRUCK** (NEW STANDARD)</b> STEPS, FRONT BODY, IC FOLD DOWN W/LIGHT
309	82390000	1	STEPS, REAR BODY (8x8)
310	82040100	1	REAR ACCESS LADDER, STAINLESS STEEL
311		1	**ENG State Ladder Location = Driver's Side of the rear Body.
312	82510000	1	RUB RAILS, ANODIZED ALUM
313	83089500	1	ALUMINUM TREADPLATE (PRG2)
314	82032000	1	FULL WIDTH TREADPLATE REAR STEP BELOW HOSEBED ABOVE REAR COMPT
315		1	<b>**CLAR NOTES,</b> -Traffic advisor will be mounted under this step. -Reference Photo #7 in Shared Drive.

Line	Item #	Qty	Item Description/Comments
316	80290013	1	4 SCBA CYLINDER COMPTS (2 RIGHT, 2 LEFT)
317	88520300	1	DELETE 6" SUCTION HOSE
318	88540550	1	DELETE STD SUCTION HOSE MTG
319	88550300	1	STRAINER NOT PROVIDED
320	89011500	1	ALCO-LITE PEL-24 24'2 SEC & PRL-14 14' ROOF & 10' FOLDING
321	89590003	1	GROUND LADDER STORAGE COMPARTMENT
322	89590025	1	FULL ENCLOSURE FOR LADDER CHUTE
323		1	<b>**REV-A**</b> <b>**CLAR NOTES,</b> -Ground ladder storage compartment, fully enclosed in pump module. -This includes the top of the chute under the Hosebed.
324	89088888	1	<b>**REV-A** **DIFFERENT THAN LAST TRUCK**</b> SPECIAL ITEM, NY ROOF HOOK / FOLDING LADDER COMPT, RIGHT SIDE
325		1	<b>**CLAR NOTES,</b> -Customer wishes to store NY Roof Hooks in this compartment IPO standard Pike Poles. -They're ok with reducing the storage tubes to (2) in order to accomplish this. -Engineering please research and advise.
326	84550110	1	LICENSE PLATE BRACKET W/ LIGHT, LED
327	84511100	1	BODY ELECTRICAL DESCRIPTION
328	84520000	1	BACK UP ALARM, ECCO SA917
329	85010305	1	TAILLIGHTS, WHELEN 600 SERIES, LED STOP/TAIL/TURN/REVERSE, INDIVIDUALLY MOUNTED (PAIR)
330	85110100	1	ICC LIGHTS, LED
331	85510200	1	STEP LIGHTS, LED, WHELEN 2G AT PUMP PANEL & REAR BODY
332	85710010	1	UNDERCARRIAGE GROUND LIGHTS, LED
333	86528999	1	<b>**REV-A** **DIFFERENT THAN LAST TRUCK**</b> DELETE REAR WORK LIGHTS
334	86600000	1	OPTICAL WARNING SYSTEM, UPPER
335	86610120	1	UPPER WARNING LIGHTS, ZONE A (FRONT), WHELEN FREEDOM IV 72" LED LIGHT BAR, F4N7QLED, 12 MODULES
336		1	<b>**ENG Zone A, Upper Lightbar Color / Details =</b> <b>(10) Red and (2) White Modules W/ Clear Lenses.</b>
337	86699999	1	UPPER WARNING LIGHTS, ZONE B (OFFICER'S SIDE), COVERED BY ZONES A & C
338	86788888	1	<b>**REV-A** **DIFFERENT THAN LAST TRUCK**</b> UPPER WARNING LIGHTS, ZONE C (REAR), DELETE REAR BEACONS (REPLACED WITH M9V2'S CALLED OUT LATER)



Line	Item #	Qty	Item Description/Comments
339	86899999	1	UPPER WARNING LIGHTS, ZONE D (DRIVER'S SIDE), COVERED BY ZONES A & C
340	87100000	1	OPTICAL WARNING SYSTEM, LOWER
341	87110110	1	LOWER WARNING LIGHTS, ZONE A (FRONT), WHELEN 600 SUPER LED, 60*02F*R (QTY 4)
342		1	<b>**REV-A**</b> <b>**ENG Zone A, Lower Warning Light Color, Lens Color, Details =</b> <b>-Red lights W/ Clear lenses.</b>
343	87811130	1	LOWER, ZONE A - MOUNTING LOCATION (DUAL HOUSINGS)
344		1	<b>**ENG Zone A, Lower - Front, Mounting Location = (2) Warnings in top headlight housing, each side.</b>
345	87210100	1	<b>**DIFFERENT THAN LAST TRUCK** (NEW STANDARD)</b> LOWER WARNING LIGHTS, ZONE B (OFFICER'S SIDE), WHELEN 600 SUPER LED, 60*02F*R (QTY 2), ION T-SERIES LED, TLI* (QTY 1)
346		1	<b>**REV-A**</b> <b>**ENG Zone B, Lower Officer's Side Warning Light Color, Lens Color, Details =</b> <b>-Red lights W/ Clear lenses.</b>
347	87812110	1	LOWER, ZONE B - MOUNTING LOCATION (PUMPERS, TANKERS)
348		1	<b>**ENG Zone B, Lower - Officer's Side, Mounting Location =</b> <b>-(1) Warning Light near the front corner of the Apparatus.</b> <b>-(1) Warning Light near the rear Axle.</b> <b>-(1) Warning Light near the rear corner of the Apparatus.</b> <b>-Reference Shop Order Drawing for lights and placement.</b>
349	87310100	1	LOWER WARNING LIGHTS, ZONE C (REAR), WHELEN 600 SUPER LED, 60*02F*R (QTY 2)
350		1	<b>**REV-A**</b> <b>**ENG Zone C, Lower Rear Warning Light Color, Lens Color, Details =</b> <b>-Red lights W/ Clear lenses.</b>
351	87410100	1	<b>**DIFFERENT THAN LAST TRUCK** (NEW STANDARD)</b> LOWER WARNING LIGHTS, ZONE D (DRIVER'S SIDE), WHELEN 600 SUPER LED, 60*02F*R (QTY 2), ION T-SERIES TLI* (QTY 1)
352		1	<b>**REV-A**</b> <b>**ENG Zone D, Lower Driver's Side Warning Light Color, Lens Color, Details =</b> <b>-Red lights W/ Clear lenses.</b>
353	87814110	1	LOWER, ZONE D - MOUNTING LOCATION (PUMPERS, TANKERS)
354		1	<b>**ENG Zone D, Lower - Driver's Side, Mounting Location =</b> <b>-(1) Warning Light near the front corner of the Apparatus.</b> <b>-(1) Warning Light near the rear Axle.</b> <b>-(1) Warning Light near the rear corner of the Apparatus.</b> <b>-Reference Shop Order Drawing for lights and placement.</b>
355	87537752	4	<b>**REV-A** **DIFFERENT THAN LAST TRUCK**</b> ADDITIONAL WARNING LIGHTS, WHELEN M9V2* LED (PAIR) (4)
356		1	<b>**CLAR NOTES,</b> <b>-(1) Mounted on the side of the Cab above fixed window, each side.</b> <b>-Warning Light Section: Red light / Clear lens.</b> <b>-Scene Light Section: Switched in Cab, Overhead Console Position 1, "Left Scene", "Right Scene".</b>  <b>-(1) Mounted on the Body side metal towards the front, each side.</b> <b>-Warning Light Section: Red light / Clear lens.</b> <b>-Scene Light Section: Switched in Overhead Console Position 1, "Left Scene", "Right Scene".</b>  <b>-(1) Mounted on the Body side metal towards the rear, each side.</b>

Line	Item #	Qty	Item Description/Comments
			-Warning Light Section: Red light / Clear lens. -Scene Light Section: Switched in Overhead Console Position 1, "Left Scene", "Right Scene".  -(1) Mounted on the rear of the Body, each side, high. -Warning Light Section: Red light / Clear lens. -Scene Light Section: Switched in Cab, Overhead Console Position 1, "Rear Scene". -Wired to Reverse.  -Scene Light Housings Color = Chrome. -Reference Shop Order Drawing for placement.
357	87040000	1	TRAFFIC ADVISOR, WHELEN LED, TAL65 36"
358		1	<b>**REV-A**</b> <b>**ENG</b> Control head mounted in Lower Console Position #3, high.
359	88391200	1	SCENE LIGHT, WHELEN PIONEER PFH2, 12V LED, BROW (1)
360		1	<b>**CLAR NOTES,</b> -Switched in Cab, Overhead Console Position 1, "Front Scene". -Scene Light Housings and Bracket Color = White.
361	88230210	1	GENERATOR, SMART POWER, 8KW TM HYD
362		1	<b>**ENG</b> Switched in Cab on Shifter pad Mode Button.
363	88250405	1	CIRCUIT BREAKER PANEL WITH 8 SPACES FOR BREAKERS
364	88251100	1	BREAKER PANEL, STD LOCATION (L1)
365	88431205	1	<b>**DIFFERENT THAN LAST TRUCK**</b> HANNAY ECR-1616-17-18 REEL W/150' 10/3 (1)
366		1	<b>**ENG</b> Reel Mounting Location #1 = -Ceiling mounted on the Driver's side of A1 compartment. -Reel Motor Location #1 = Left Rear. -See Reference Photo #11 on Shared drive.
367	88432000	1	<b>**DIFFERENT THAN LAST TRUCK**</b> AKRON FOUR-WAY RECEPTACLE BOX, WIRED TO REEL CABLE (1)
368		1	<b>**ENG</b> Receptacle Box, Hardwired, Pig Tail Or Recessed Plug = L5-20 PigTail.
369		1	<b>**ENG</b> Receptacle Box, Cord Reel Nema # = (2) L5-20 and (2) 5-20 household.
370	88390233	2	LIGHT, QTZ, FR FOCUS TELE 750W 240V W/SW (2)
371		1	<b>**CLAR NOTES,</b> -(1) Mounted on the back of the Cab, each side. -Tele lights are not to stick above the height of the Cab. -Switched in the breaker panel. -Scene Light Housings and bracket Color = White. -Reference Photo #9 & #10 on Shared Drive.
372	89910000	1	CORROSION REDUCTION PROGRAM
373	90010020	1	PAINT SCHEME
374	90030005	1	TWO TONE CAB TO BOTTOM OF WINDSHIELD

Line	Item #	Qty	Item Description/Comments
375		1	**ENG Paint Break Option #1.
376		1	**ENG Upper Color for Two Tone Paint = White.
377		1	**ENG Upper Paint Code for Two Tone Paint = L0006 EW.
378		1	**ENG Lower Color for Two Tone Paint = Red.
379		1	**ENG Lower Paint Code for Two Tone Paint = 865041 EW.
380	90030154	1	PAINT FRAME RAILS & BODY SUBFRAME -BLACK
381	90510100	1	LETTERING, NOT PROVIDED
382	90610100	1	DELETE STANDARD SCOTCHLITE STRIPING
383	90680120	1	CHEVRON STRIPING, REAR BODY OUTBOARD, REFLEXITE
384		1	**ENG Chevron Striping, Rear Body Color = #030 Red Transparent & #L2 Fluorescent Lime.
385	91010000	1	MISC EQUIP - (1) PINT TOUCH-UP PAINT, STAINLESS STEEL NUTS & BOLTS
386	91030700	1	ZIAMATIC SAC-44 FOLDING WHEEL CHOCKS (PAIR) MTD W/ SQCH-44H HOLDERS
387		1	**ENG Wheel Chock Mounting Locations = Under L1 compartment.
388	99010000	1	MANUALS (1-PRINTED & 1-CD) WITH DVD
389	99031195	1	DEALER DELIVERY
390	99510000	1	ONE YEAR WARRANTY
391	PDB000485	1	DEALER SUPPLIED - AKRON 3423 DECK GUN MONITOR
392	PDB000219	1	DEALER SUPPLIED - OTHER - TURTLE TILE
393		1	**ENG Turtle Tile floor matting shall be provided on each compartment floor, shelf and tray.
394	PDB000112	1	DEALER SUPPLIED - DAVID INTERCOM (FIVE POSITION)
395		1	<b>**REV-A**</b> **CLAR NOTES, -Radio Interface = Motorola Model = APX 4500 7/800 Mhz. -Overhead Console Position 6.
396	PDB000219	1	DEALER SUPPLIED - LETTERING AND STRIPING
397		1	**ENG A lettering and striping package that matches HS-5701 shall be provided and installed.
398	PDB000107	1	DEALER SUPPLIED - REAR VISION CAMERA

Line	Item #	Qty	Item Description/Comments
399	PDB888888	1	<b>**REV-A**</b> DEALER SUPPLIED - PORTABLE WINCH, RAMSEY, 8000 LB.
400	PDB000107	1	<b>**REV-C**</b> DEALER SUPPLIED - REFLECTIVE MATL, INTERIOR CAB DOORS, SCOTCHLITE STRIPE
401		1	<b>**ENG</b> Reflective Striping Color = White.