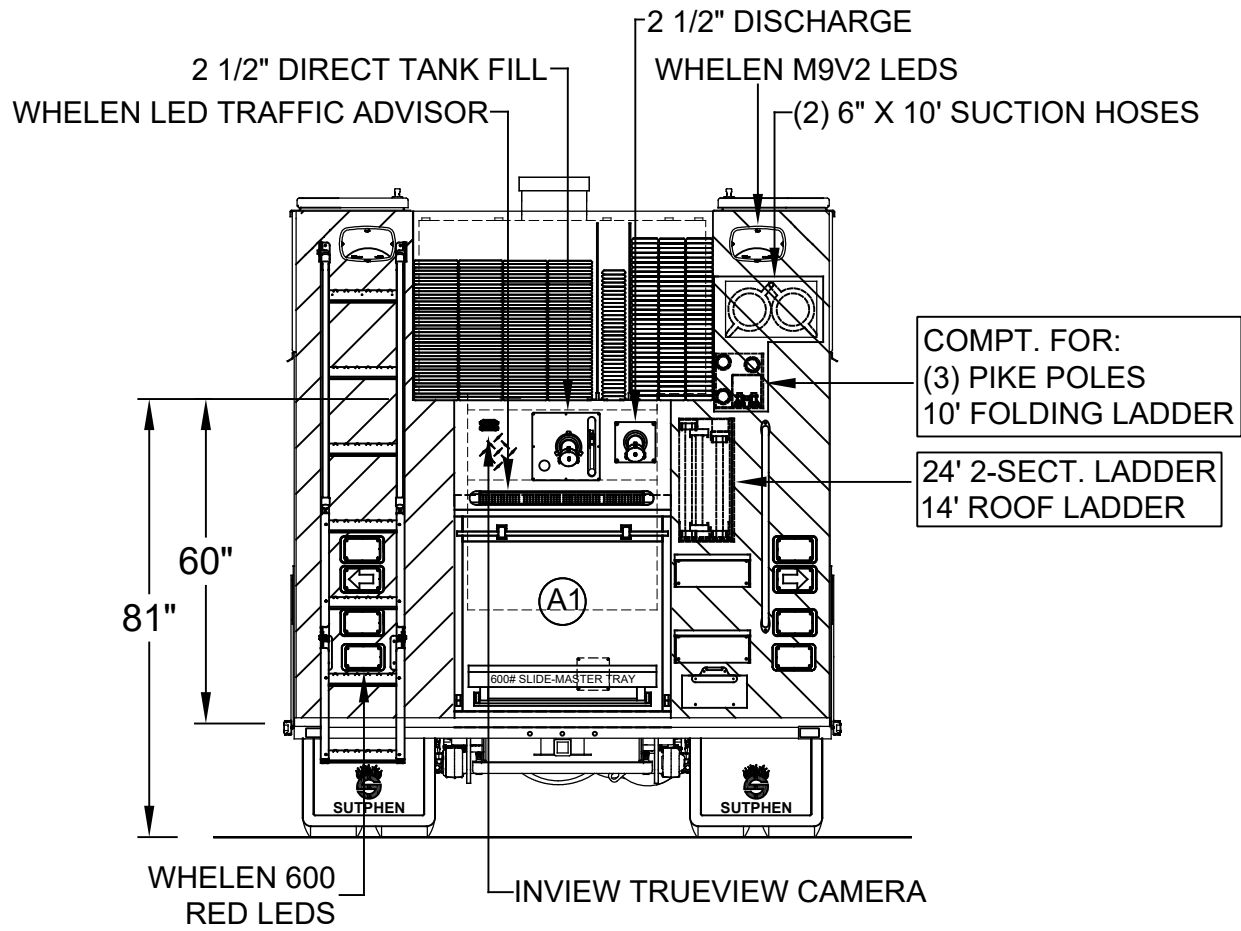


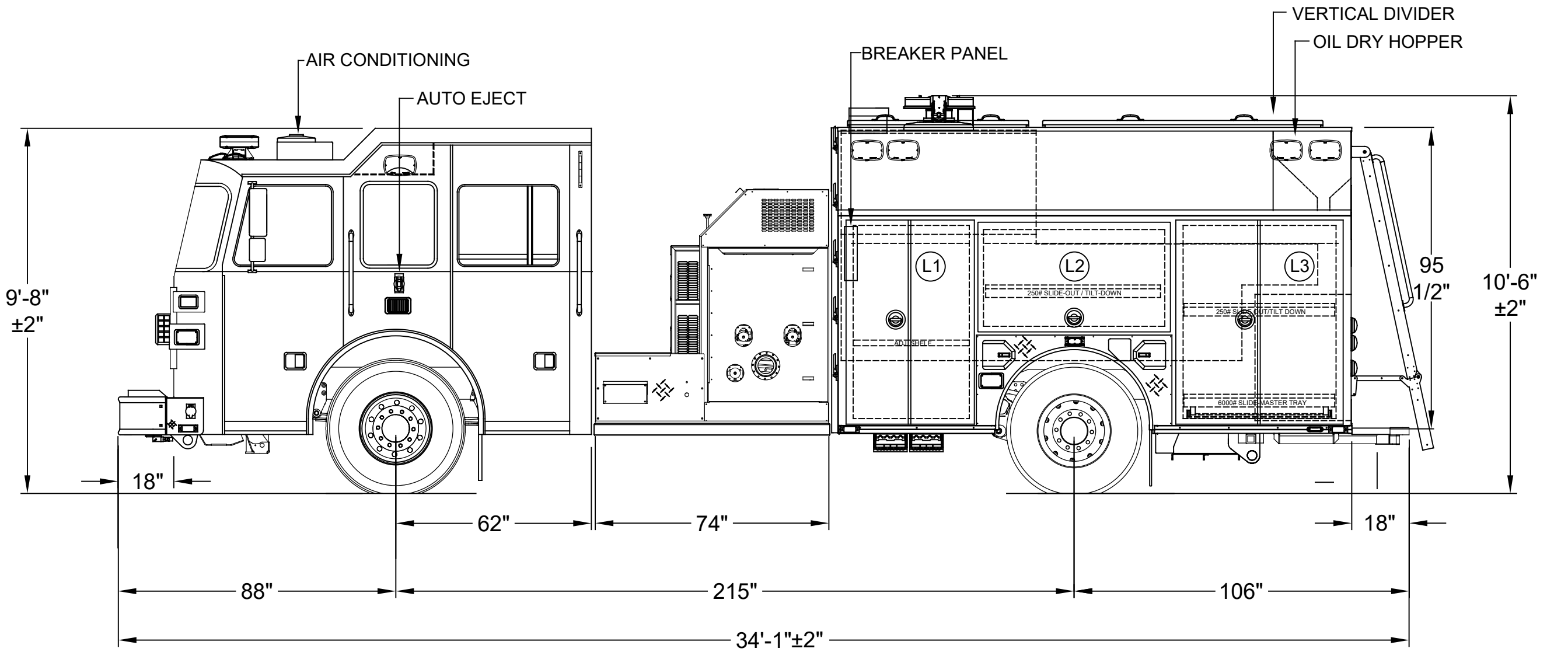
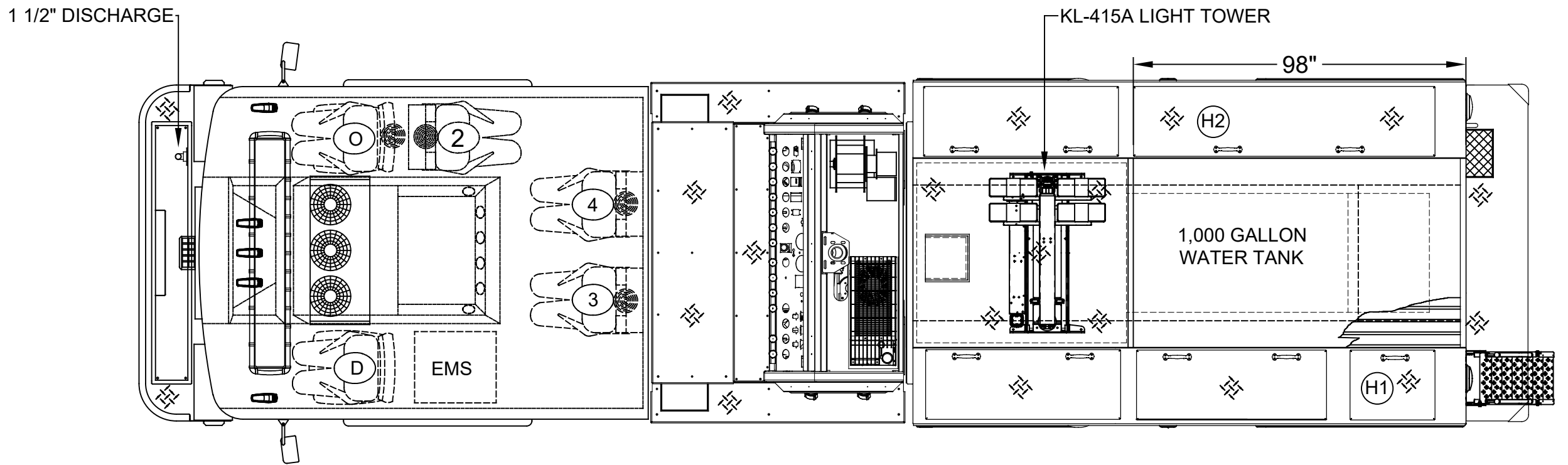
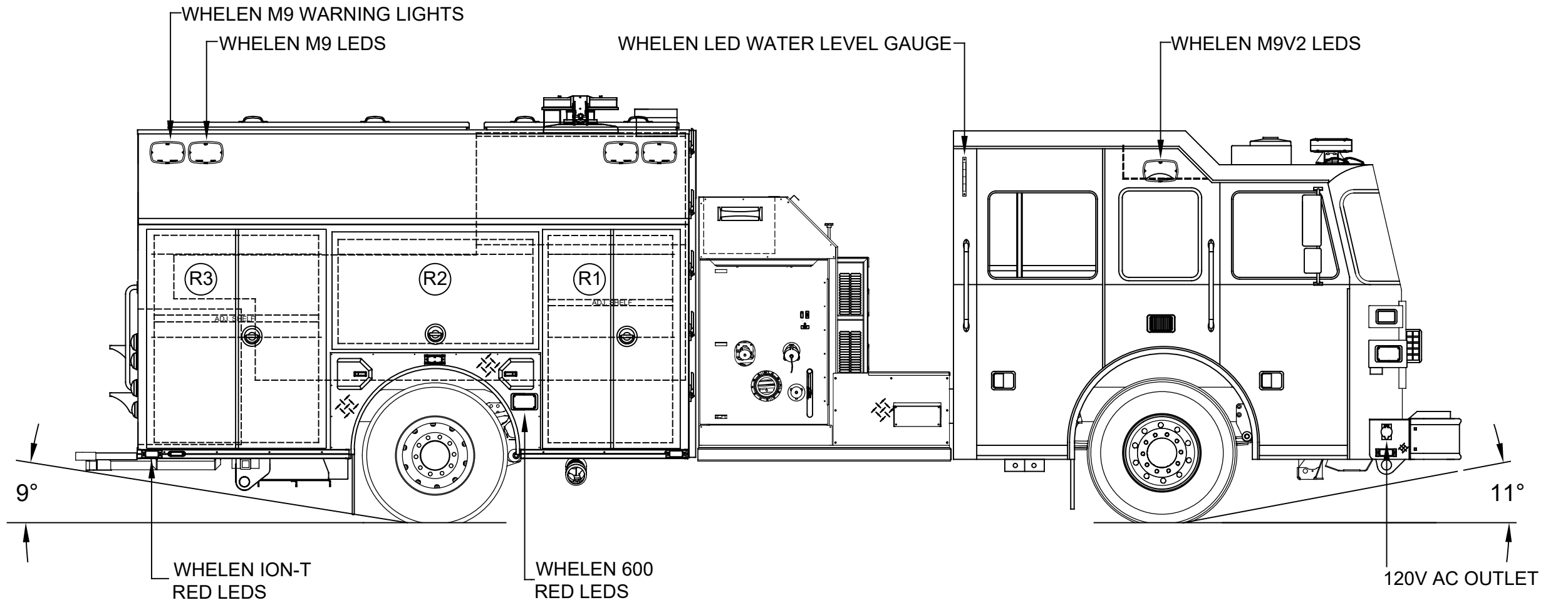
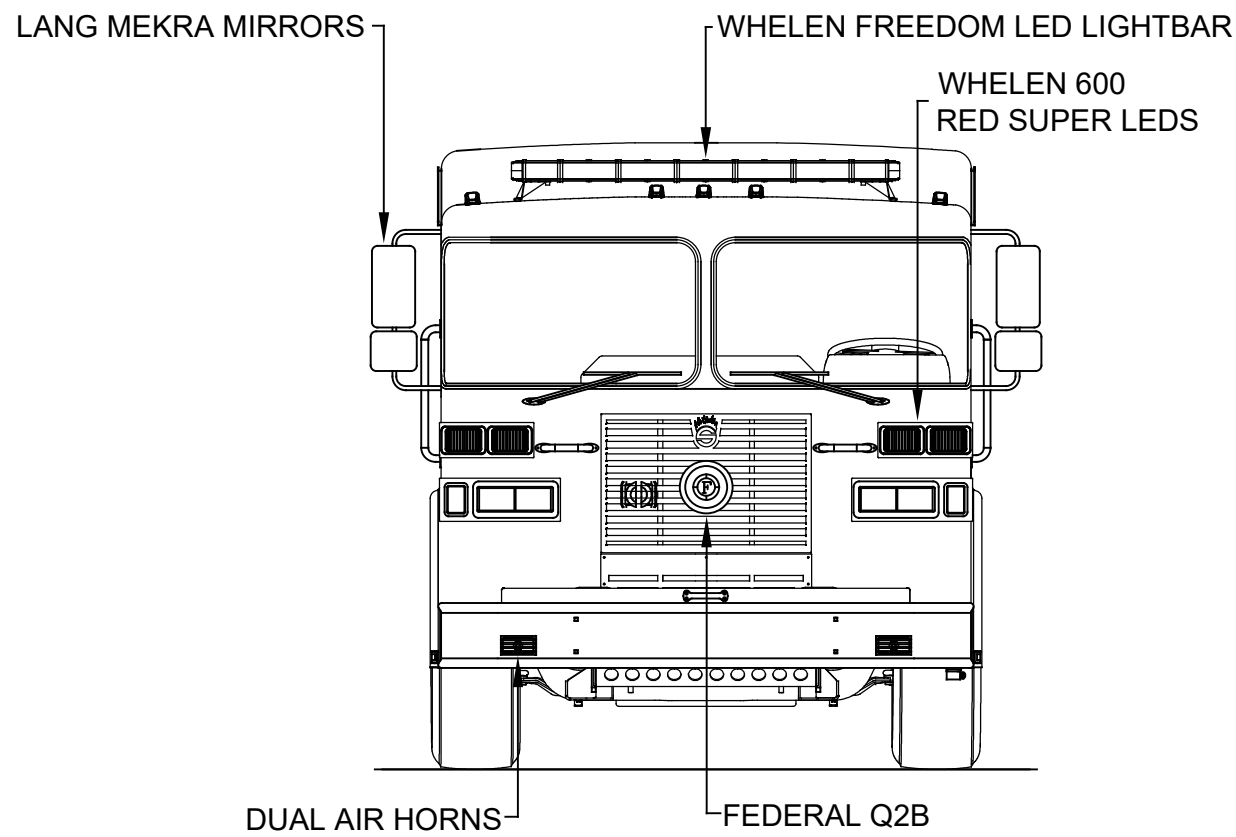
HOSEBED  
1,000' OF 5"  
200' OF 2.5"  
800' OF 3"



LEFT SIDE COMPARTMENTS				
COMPT	DOORS	OPENING DIMENSIONS	INSIDE DIMENSIONS	VOLUME
L1	DOUBLE	33.5" w X 57.7" h	43.1" w X 66" h X 27.3" d	43.0 CU. FT.
L2	LIFT-UP	53.0" w X 31.3" h	61.6" w X 36.8" h X 27.3" d	33.0 CU. FT.
L3	DOUBLE	46.5" w X 57.7" h	52.4" w X 66" h X 27.3" d	52.3 CU. FT.
H1	LIFT-UP	19" w X 55.6" l / 19" w X 87" l	161.8" w X 25.6" h X 21.8" d	52.2 CU. FT.

RIGHT SIDE COMPARTMENTS				
COMPT	DOORS	OPENING DIMENSIONS	INSIDE DIMENSIONS	VOLUME
R1	DOUBLE	33.5" w X 57.7" h	43.1" w X 66" h X 27.3" d	33.9 CU. FT.
R2	LIFT-UP	53.0" w X 31.3" h	61.6" w X 36.8" h X 16" d	19.0 CU. FT.
R3	DOUBLE	46.5" w X 57.7" h	52.4" w X 66" h X 27.3" d	41.2 CU. FT.
H2	LIFT-UP	19" w X 55.6" l / 19" w X 87" l	161.8" w X 25.6" h X 21.8" d	52.2 CU. FT.
*R1 & R3 HAVE 61.6" w X 24.5" h X 16.0" d MIDDLE SECTIONS				

REAR STEP COMPARTMENT				
COMPT	DOORS	OPENING DIMENSIONS	INSIDE DIMENSIONS	VOLUME
A1	ROLL-UP	37.5" w X 32.8" h	40" h X 40" w X 31" d	28.7 CU. FT.
TOTAL: 355.5 CU.FT.				



DIMENSIONS SHOWN ON THIS DRAWING ARE APPROXIMATE AND ARE SUBJECT TO MINOR DEVIATIONS DURING CONSTRUCTION.

CUSTOMER APPROVAL

NAME: \_\_\_\_\_

TITLE: \_\_\_\_\_

DATE: \_\_\_\_\_


E	REV-E SHOP ORDER	KMG	01/31/20
D	REV-D SHOP ORDER	KMG	01/21/20
C	REV-C SHOP ORDER	KMG	01/20/20
B	REV-B SHOP ORDER	KMG	08/23/19
REV.	DESCRIPTION	BY	DATE
THIS PRINT IS PROVIDED ON A RESTRICTED BASIS AND IS NOT TO BE USED IN ANY WAY DETRIMENTAL TO THE INTEREST OF SUTPHEN CORPORATION.			

DRAWN BY:	K. GOON
DATE:	11/13/18
MFG. FACILITY:	DUBLIN

  
**GREENCASTLE FIRE DEPARTMENT**  
GREENCASTLE, IN  
CUSTOM PUMPER - S6 BODY  
DWG. NO.: HS-6447

IN THE EVENT OF A DISCREPANCY BETWEEN THE SUTPHEN SPECIFICATIONS AND DRAWING, THE SUTPHEN SPECIFICATIONS SHALL PREVAIL.

DRAWING IS FOR REFERENCE ONLY. SOME ITEMS PROPOSED MAY NOT BE SHOWN OR NOTED.

	<b>Sutphen Component Report</b>	<b>HS-6447 Greencastle, IN</b>	
		Contact: John Burgess Position: Chief Phone: 765-848-1529 Mobile: 765-720-1284 Email: <a href="mailto:jburgess@cityofgreencastle.com">jburgess@cityofgreencastle.com</a>	Order#: SOB001975

Bill To
Customer: Greencastle Fire Department Contact: John Burgess, Chief Address: 107 S. Indiana Street Greencastle, IN 46135

Ship To
Customer: Same as Bill-to Contact: John Burgess, Chief Address: 107 S. Indiana Street Greencastle, IN 46135

Comments
Project Coordinator: Kevin Goon Sales Person: Andy Herb Revision Level: <b>**REV-E**</b>

Line	Item #	Qty	Item Description/Comments
1		1	**ENG Facility = Dublin.
2		1	**ENG Truck Series = Program 2.
3	10000215	1	STD WIRING SCHEMATIC
4		1	**ENG Overall Apparatus Height = 9'10" +/- 2".
5		1	<b>**REV-A**</b> **ENG Overall Apparatus Length = 33'3" +/- 2".
6	10010001	1	CHASSIS, CUSTOM
7	51070215	1	WHEELBASE = 215"
8	51010310	1	WHEELBASE GREATER THAN 200"
9	25010100	1	FRAME, 10" DOUBLE RAILS, SINGLE AXLE (50K PSI)
10	45010001	1	FRONT TOW EYES, BELOW BUMPER
11	45010015	1	FRONT TOW EYE FINISH, PAINTED
12	46010000	1	REAR TOW EYES
13	40010250	1	STEERING - ROSS TAS-85
14	22010000	1	DRIVE LINE, SPICER, 1710 SERIES

Line	Item #	Qty	Item Description/Comments
15	23014130	1	ENGINE, CUMMINS L 9 450HP DOC-DPF-DEF-SCR OBD
16	23029100	1	ENGINE WARRANTY, 5 YEAR, 100,000 MILES FOR CUMMINS L9
17	23030006	1	AIR INTAKE/EMBER SEPARATOR
18	23031173	1	FUEL FILTER/WATER SEPARATOR, PRIMARY, FLEETGUARD, FS1098
19	23031210	1	FUEL FILTER, SECONDARY, FLEETGUARD, FF63009
20	47012430	1	TRANSMISSION, ALLISON GEN 5, EVS3000
21	23110005	1	JACOBS ENGINE BRAKE FOR CUMMINS L ENGINES
22	47024050	1	TRANSMISSION COOLER
23	47030000	1	ALLISON TOUCH PAD SHIFTER
24		1	**ENG Shifter Pad Gearing = 5 Gears open, 6 <sup>TH</sup> Gear locked, Generator via Mode Button."
25	21021200	1	COOLING SYSTEM
26	21030000	1	FAN CLUTCH
27	21030200	1	RADIATOR COOLANT RECOVERY, PRESSURIZED SYST
28	26010010	1	FUEL TANK, STAINLESS STEEL, 65 GAL
29	26030000	1	FUEL FILL
30	26030100	1	FUEL COOLER
31	24040000	1	DIESEL EXHAUST FLUID TANK
32		1	**ENG DEF Access = DEF Door.
33	13010205	1	ALTERNATOR, LEECE NEVILLE 320 AMP 4962PA
34	15010500	1	BATTERIES, INTERSTATE TYPE 31 MHD (4)
35	15031700	1	BATTERY JUMPER TERMINALS
36	15031565	1	BATTERY CHARGER, KUSSMAUL LPC 40
37	15030460	1	120V SHORELINE INLET, KUSSMAUL SUPER 20 AUTO EJECT W/ BUILT IN DIGITAL DISPLAY
38		1	**ENG Shoreline Inlet Location = Driver's side of Cab, standard location.
39			**ENG Shoreline Cover Color = Red.

Line	Item #	Qty	Item Description/Comments
40	88250100	2	120V OUTLET WIRED TO SHORELINE INLET - EA (2)
41		1	**ENG Nema Type: House Plug Duplex.
42		1	<b>**REV-A**</b> **ENG 120V Outlet Location = -(1) EMS in Cabinet centered on back wall at the bottom. -(1)Overhead storage drivers side back wall.
43	14010524	1	FRONT AXLE, MERITOR MFS-20-133A 20,000 LB.
44	41010115	1	SUSPENSION FRONT 20,000 LBS. 54" LEAF
45	41030100	1	SUSPENSION, ENHANCED SYSTEM
46	43010305	1	FRONT TIRES GOODYEAR 385/65R22.5 LRJ G296 22.5 x 12.25 WHEELS
47	14510530	1	REAR AXLE, MERITOR RS-26-185 27,000 LB.
48	14530100	1	TOP SPEED, 68 MPH
49	42010001	1	SUSPENSION REAR REYCO 27,000 LBS. LEAF
50	44010320	1	TIRES, REAR, GOODYEAR 12R22.5 LRH G622 MUD & SNOW 24,000 - 27,000 GVWR
51	42910200	1	TIRE PRESSURE MONITOR, REAL WHEELS, LED
52	44210100	1	WHEELS, ALUM, ACCURIDE (max 27K rear)
53	44270100	1	HUB COVERS, FRONT & REAR, POLISHED STS (Single Axle)
54	44270300	1	CHROME LUG NUT CAPS, FRONT & REAR (Single Axle)
55	44271100	1	MUD FLAPS, FRONT (PAIR)
56	44271200	1	MUD FLAPS, REAR (PAIR)
57	16010260	1	BRAKES MERITOR DISC PLUS EX225 FRONT & REAR (SINGLE AXLE)
58	18010041	1	AIR BRAKE SYST 4 TANKS WABCO 1200 DRYER
59	53510000	1	COMPRESSION FITTINGS ON AIR SYSTEM (CHASSIS)
60	18035110	1	AIR COMPRESSOR, KUSSMAUL AUTO PUMP AC, 100PSI
61	18220500	1	NO ELEC STABILITY CONTROL SYS
62	18110000	1	WABCO 4 CHANNEL ANTI-LOCK BRAKES
63	54010000	1	MISCELLANEOUS ITEMS ON CHASSIS

Line	Item #	Qty	Item Description/Comments
64	11023292	1	CAB TSAL4K 62" 10" RR 1/2
65	11030025	1	CAB CERTIFICATION - STRUCTURAL INTEGRITY
66	11031025	1	CAB TILT SYSTEM, AIR CONTROL VALVE
67		1	<b>**REV-A**</b> <b>**ENG Cab Tilt Controls = Officer's side Pump Panel.</b>
68	11031100	1	MANUAL BACK-UP TILT SYSTEM
69	11031350	1	CAB DOORS, FULL LENGTH
70	11031421	1	CAB DOOR WINDOWS, POWER
71	11031401	1	CAB SIDE WINDOWS, FIXED
72	11031460	1	NO WINDOWS, BACK WALL OF CAB
73	52010010	1	SYNCHRONIZED ELECTRIC INTERMITTENT WIPERS
74	27022000	1	HANDRAILS, CAB, KNURLED STAINLESS STEEL
75	27030600	1	COAT HOOKS FOR GRAB HANDRAILS (4)
76		1	<b>**REV-A**</b> <b>**ENG Coat Hooks on Top.</b>
77	27030710	1	HANDRAILS, FRONT OF CAB, KNURLED STAINLESS STEEL (PAIR)
78	27030007	1	HANDRAILS, REAR CAB INTERIOR DOOR WINDOW KNURLED STS
79	38010020	1	MIRRORS LANG MEKRA 300 SERIES HEATED & REMOTE
80	11024410	1	RAISED GRILLE, TUBULAR STYLE FACADE (L9)
81	20010080	1	BUMPER, 18" POLISHED STAINLESS STEEL
82	20029800	1	BUMPER SIDES, DIAMONDPLATE
83	20040105	1	STORAGE WELL, DEEP CENTER, FULL WIDTH (18" BUMPER)
84	20030100	1	COVER FOR BUMPER TROUGH, TREADPLATE, 2" RAISE
85	20050310	1	WINCH RECEIVER, REAR
86	20050320	1	WINCH RECEIVER, SIDES
87		1	<b>**ENG Electrical Covers for Winch Receivers = Blue.</b>
88	20050395	1	<b>**REV-A**</b> <b>WIRING FOR WINCH RECEIVER (3)</b>

Line	Item #	Qty	Item Description/Comments
89	12010500	1	AIR HORNS, DUAL, GROVER #2040 RECTANGULAR
90		1	**ENG Air Horns Location: Outboard, (1) each side.
91	12030350	1	LANYARD CONTROL FOR AIR HORNS
92	12510110	1	ELEC SIREN, WHELEN 295HFS2, REMOTE FLUSH MOUNT
93	12620200	1	SIREN SPEAKER, 100W, WHELEN, SA314B, BLACK FINISH
94	12670110	1	SIREN SPEAKER(S) INSTALLED BEHIND CAB GRILLE
95		1	**ENG Siren Speaker Perforations = No Speaker Perforations in Bumper.
96	12530310	1	<b>**REV-A**</b> FOOT SWITCH, OFFICER'S SIDE, FOR ELEC SIREN
97		1	**ENG Mount Outboard.
98	12710100	1	SIREN, FEDERAL Q2B, GRILLE MOUNT
99	12730205	1	MECH SIREN WIRED TO STEERING WHEEL BUTTON
100		1	**ENG Siren Brake Switch for Driver.
101	12730310	1	FOOT SWITCH, OFFICER'S SIDE, FOR MECH SIREN
102		1	<b>**REV-A**</b> **ENG -Siren Brake Switch for Officer. -Mount Outboard Inboard of Electric Siren Foot Switch.
103	32520520	1	HEADLIGHTS, LED, FIRETECH FT-4X6, DUAL STS HOUSINGS
104		1	<b>**Rev-A**</b> **ENG Headlight Interior Finish = Chrome.
105	48010300	1	FRONT TURN SIGNALS, WHELEN 400 SERIES LED (4)
106	31010285	1	INTERIOR, MULTISPEC BLACK SPECKLE PAINT W/GRAY-BLACK DURAWEAR
107	11035405	1	DIAMONDPLATE REAR EXTERIOR WALL OF CAB (AERIAL OR TOP MOUNT)
108	11032929	1	DOOR PANEL, FULL STS
109	11032955	1	"REFLECTIVE MATL, INTERIOR CAB DOORS, DEALER SUPPLIED."
110	31010291	1	CAB INTERIOR FLOOR COVERING, BLACK RUBBERIZED
111	22510100	1	ENGINE ENCLOSURE, FULL SIZE
112	22510530	1	ENGINE ENCLOSURE COVERING, SCORPION BLACK URETHANE BLEND

Line	Item #	Qty	Item Description/Comments
113	11031680	1	CENTER CONSOLE W/MAP BOOK STORAGE, TOP OF ENGINE ENCLOSURE
114		1	<b>**REV-A**</b> <b>**ENG Model CHF-4781.</b>
115	22610050	1	ENGINE HOOD LIGHT, LED (1)
116	11031515	1	COMPUTER TRAY W/STATIONARY STORAGE
117	31088888	1	SPECIAL ITEM, 5 COMPARTMENT BACK OF AC
118		1	<b>**REV-A**</b> <b>**CLAR NOTES,</b> -A Five Compartment Storage Bracket Shall Be Provided and Installed On The Back Of The Doghouse Providing Easy Access For The Crew. -CHF-4867
119	11031702	1	GLOVE BOX HOLDERS IN UPPER CREW DOORS (FLAT BACK, RR)
120	29810100	1	CHASSIS ELECTRICAL DESCRIPTION
121	30010130	1	INSTRUMENTATION, AMETEK W/ CENTER & OVERHEAD CONSOLES
122		1	<b>**ENG Overhead Console Panel's Finish: Black Wrinkle.</b>
123		1	<b>**REV-A**</b> <b>**ENG Overhead Console Position 1:</b> -Switch #1: Master Emergency. -Switch #2: Left Scene. -Switch #3: Right Scene. -Switch #4: Rear Scene.
124		1	<b>**ENG Overhead Console Position 2:</b> -Blank.
125		1	<b>**ENG Overhead Console Position 3:</b> -HVAC controls.
126		1	<b>**ENG Overhead Console Position 4:</b> -Chassis Indicators. -Seat belt monitor.
127		1	<b>**ENG Overhead Console Position 5:</b> -Blank.
128		1	<b>**ENG Overhead Console Position 6:</b> -Blank.
129		1	<b>**ENG Overhead Console Position 7:</b> -Blank.
130		1	<b>**ENG Lower Command Console Finish: Black Scorpion.</b>
131		1	<b>**ENG Lower Console Panel's Finish: Black Wrinkle.</b>
132		1	<b>**ENG Lower Console Position 1:</b> -Transmission Shift Pad. -Pump Shift.
133		1	<b>**ENG Lower Console Position 2:</b> -Switch #1: Jake On/ Off. -Switch #2: Jake Low/ Med/ High. -Switch #3: High Idle. -Switch #4: Street horn/ Q2B selector. -Switch #5: Siren Brake.

Line	Item #	Qty	Item Description/Comments
134		1	<b>**ENG Lower Console Position 3:</b> -Parking Brake. -Traffic Advisor. -Siren Control Head. (Mounted as low as possible) -12V PowerPoints. (Called out below)
135		1	<b>**ENG Lower Console Position 4:</b> Blank.
136		1	<b>**REV-A**</b> <b>**ENG Lower Console Position 5:</b> -Switch #1: Siren Brake.
137	30010610	1	<b>**Rev-A**</b> CAB PUMP SHIFT, ELECTRIC W/YELLOW KNOB
138	29910100	1	PROGRAMMABLE LOAD MANAGER, CLASS-1 SUPERNODE II
139	30031100	1	HIGH IDLE SWITCH
140	30031771	1	12V POWER POINT, (1)
141		1	<b>**REV-A**</b> <b>**ENG Power Point Location #1: Officer's corner of Lower Console Position 3 Inboard of USB.</b>
142	30031802	1	12V DUAL PORT USB POWER POINTS, (2)
143		1	<b>**ENG USB Power Point Location #1: Driver's corner of Lower Console Position 3.</b>
144		1	<b>**ENG USB Power Point Location #2: Officer's corner of Lower Console Position 3.</b>
145	11040000	1	CAB ACCESSORY FUSE PANEL
146	84541540	1	POWER & GROUND STUDS, UPPER COMMAND CONSOLE
147		1	<b>**ENG Requirements (AMPS) for Power/Ground Studs in Upper Command Console:</b>
148	84541550	1	<b>**REV-A**</b> POWER & GROUND STUDS, UNDER OFFICER'S SEAT
149		1	<b>**REV-A**</b> <b>**ENG Requirements (AMPS) for Power/Ground Studs Under Officer's Seat:</b> (1) 12-volt 60-amp, direct to the battery. (1) 12-volt 30-amp controlled by the ignition switch. (1) 12-volt 125-amp ground.
150	30110000	1	VEHICLE DATA RECORDER, AKRON/WELDON
151	30088888	1	SPECIAL ITEM, DOOR OPEN WARNING LIGHT
152		1	<b>**CLAR NOTES,</b> <b>DOOR OPEN WARNING LIGHT</b> In addition to the standard door warning lights there shall be a large LED Light that hangs down and is easily seen if any door is open or if the light tower is up. Whelen LINZ6
153	33510030	1	INTERIOR CAB LIGHTS, RED/CLEAR LED (2)
154	34010030	1	INTERIOR CREW LIGHTS, RED/CLEAR LED (2)
155	28010740	1	DEFROSTER, HEATER & A/C (COMPACT)



Line	Item #	Qty	Item Description/Comments
156	28090003	1	HEAT TO FEET
157	28030500	1	DEFROSTER DUCTWORK, ENTIRE WINDSHIELD
158	11031687	1	TOOL MOUNTING PLATE, 25" x 19.5", TOP OF HEAT/AC UNIT
159	38510104	1	DRIVER'S SEAT, BOSTROM SIERRA HIGH BACK ABTS AIR RIDE (DURAWEAR PLUS, LOW SEAM)
160	38320000	1	HELMET STORED IN COMPARTMENT
161	39010210	1	OFFICER'S SEAT, BOSTROM TANKER 550, ABTS SCBA (DURAWEAR PLUS, LOW SEAM)
162	39030020	1	OFFICER'S SEAT COMPT, FRONT DOOR
163	38320000	1	HELMET STORED IN COMPARTMENT
164	11031821	1	EMS CABINET, REAR FACING, BEHIND DRIVER
165	39521130	1	CREW SEAT 2, BOSTROM TANKER 450, ABTS SCBA (DURAWEAR PLUS, LOW SEAM)
166	38320000	1	HELMET STORED IN COMPARTMENT
167	39521430	1	CREW SEAT 3, BOSTROM TANKER 400CT, ABTS SCBA FLIP UP (DURAWEAR PLUS, LOW SEAM)
168	38320000	1	HELMET STORED IN COMPARTMENT
169	39521431	1	CREW SEAT 4, BOSTROM TANKER 400CT, ABTS SCBA FLIP UP (DURAWEAR PLUS, LOW SEAM)
170	38320000	1	HELMET STORED IN COMPARTMENT
171	39550200	1	SEAT COLOR, BLACK
172	39610115	4	SCBA BRACKETS, IMMI SMART DOCK (4)
173	38410000	1	SEAT BELT WARNING SYSTEM, AKRON / WELDON
174	39710000	1	CREW SEAT COMPT, SIDE DOORS
175	11031740	1	OVERHEAD STORAGE, FRONT OF 10" RR W/NET
176	84530288	1	SPECIAL ITEM, SETCOM INTERCOM, 5 POSITION, WIRED/WIRELES COMBINATION SYSTEM.
177		1	<b>**REV-A**</b> <b>**CLAR NOTES,</b> <b>HEADSET SYSTEM</b> -A Setcom 5 position headset system shall be provided and installed. -The Crew seats shall be hard wired. -The driver and officer positions shall be interfaced with the radio. -The driver's position and officer's position shall be wireless. -Radio Interface = Motorola XTL 5000. -Remote Push-to-Talk buttons for Driver and Officer = On Headsets.
178	84561015	1	<b>**REV-A**</b> CAMERA SYSTEM, FRC, INVIEW TRUE SIGHT, TWO CAMERAS (WIRED)

Line	Item #	Qty	Item Description/Comments
179		1	<b>**REV-A**</b> <b>**ENG Camera Mounting Locations:</b> -Officer's side Headlight housing. -Rear of Body, Driver's side on Diamond Plate. -See Shop Order Drawing for Placement.
180		1	<b>**Rev-A**</b> <b>**ENG Camera Monitor Mounting Location: Under A/C Controls.</b>
181		1	<b>**REV-A**</b> <b>INSTALLATION OF CUSTOMERS 2-WAY RADIO ANTENNA (3)</b>
182		1	<b>**ENG Terminate Wires Under Officer's Seat.</b>
183	84541500	1	<b>**REV-A**</b> <b>WIRING OF CAB FOR FUTURE INSTALLATION OF HANDLIGHT CHARGERS OR RADIO</b>
184		1	<b>**CLAR NOTES,</b> -Customer Supplied Cables. -Run from Under Officer' Seat to Overhead Console Positions 5,6,7. Make Long enough for Customer to install in either of the 3 Overhead Positions.
185	11088888	1	<b>SPECIAL ITEM, PAC ON REAR WALL OF CAB, EACH SIDE</b>
186		1	<b>**CLAR NOTES, PAC MOUNT</b> -PAC Trac tool mounting boards shall be provided and installed in each crew door area. -The PAC dimensions shall be approximately 16" x 40".
187	60090000	1	<b>PUMP, HALE QMAX-1500 GPM SINGLE STAGE</b>
188	60025000	1	<b>GEARBOX, HALE, G-SERIES, REAR MOUNTED</b>
189	60026000	1	<b>PUMP PACKING, HALE</b>
190	60035121	1	<b>PUMP TEST, MISTRAS GROUP, INC</b>
191	61510000	1	<b>AUXILIARY COOLER (HEAT EXCHANGER)</b>
192	62010002	1	<b>STAINLESS STEEL PIPING</b>
193	66090010	1	<b>3" TANK-TO-PUMP W/CHECK VALVE</b>
194	61729120	1	<b>VALVE, AKRON, HEAVY DUTY</b>
195	61770910	1	<b>ACTUATOR, VALVE, T-HANDLE, CLASS 1</b>
196	73090001	1	<b>TANK FILL 2"</b>
197	61729120	1	<b>VALVE, AKRON, HEAVY DUTY</b>
198	61770910	1	<b>ACTUATOR, VALVE, T-HANDLE, CLASS 1</b>
199	61090003	1	<b>PRESSURE GOVERNOR, CLASS 1 TPGJ1939</b>
200	61290020	1	<b>INTAKE PRESSURE CONTROL, TFT A1860</b>
201	63021500	1	<b>6" MAIN SUCTION, LEFT SIDE</b>

Line	Item #	Qty	Item Description/Comments
202	65090000	1	2.5" LEFT SIDE INLET
203	61729120	1	VALVE, AKRON, HEAVY DUTY
204	61770910	1	<b>**REV-B**</b> ACTUATOR, VALVE, T-HANDLE, CLASS 1
205	60036010	1	THREADS, NST
206	63025500	1	6" MAIN SUCTION, RIGHT SIDE
207	64090000	1	2.5" RIGHT SIDE INLET
208	61729120	1	VALVE, AKRON, HEAVY DUTY
209	61770905	1	<b>**REV-B**</b> ACTUATOR, VALVE, SWING CONTROL
210	60036010	1	THREADS, NST
211	70525900	1	2.5" DISCHARGE, LEFT - POSITION 1 30-DEG
212	61729120	1	VALVE, AKRON, HEAVY DUTY
213	61770910	1	ACTUATOR, VALVE, T-HANDLE, CLASS 1
214	77090000	1	GAUGE, DISCH, CLASS 1 2.5"
215	60036010	1	THREADS, NST
216	70525900	1	2.5" DISCHARGE, LEFT - POSITION 2 30-DEG
217	61729120	1	VALVE, AKRON, HEAVY DUTY
218	61770910	1	ACTUATOR, VALVE, T-HANDLE, CLASS 1
219	77090000	1	GAUGE, DISCH, CLASS 1 2.5"
220	60036010	1	THREADS, NST
221	71025905	1	<b>**REV-A**</b> 3" DISCHARGE, RIGHT - POSITION 3 30-DEG
222	61729160	1	VALVE, AKRON, SLOW CLOSE
223	61770910	1	ACTUATOR, VALVE, T-HANDLE, CLASS 1
224	77090000	1	GAUGE, DISCH, CLASS 1 2.5"
225	60036010	1	THREADS, NST
226	61840260	1	ADAPTER, 3" NST FE X 5" STORZ W/CAP & CHAIN, TFT

Line	Item #	Qty	Item Description/Comments
227	71025900	1	2.5" DISCHARGE, RIGHT - POSITION 4 30-DEG
228	61729120	1	VALVE, AKRON, HEAVY DUTY
229	61770910	1	ACTUATOR, VALVE, T-HANDLE, CLASS 1
230	77090000	1	GAUGE, DISCH, CLASS 1 2.5"
231	60036010	1	THREADS, NST
232	71890000	1	DISCHARGE 2.5" RIGHT REAR 30-DEG
233	61729120	1	VALVE, AKRON, HEAVY DUTY
234	61770910	1	ACTUATOR, VALVE, T-HANDLE, CLASS 1
235	77090000	1	GAUGE, DISCH, CLASS 1 2.5"
236	60036010	1	THREADS, NST
237	72290000	1	1.5" FRONT BUMPER DISCHARGE, 2" PLUMBING
238	61729120	1	VALVE, AKRON, HEAVY DUTY
239	61770910	1	ACTUATOR, VALVE, T-HANDLE, CLASS 1
240	77090000	1	GAUGE, DISCH, CLASS 1 2.5"
241	60036010	1	THREADS, NST
242		1	**ENG, Front Bumper Discharge Location: -In Trough. -Officer's Side.
243	72590002	1	DECK GUN DISCHARGE 3"
244	61729160	1	<b>**REV-A**</b> VALVE, AKRON, SLOW CLOSE
245	61770910	1	ACTUATOR, VALVE, T-HANDLE, CLASS 1
246	77090000	1	GAUGE, DISCH, CLASS 1 2.5"
247	72570100	1	DECK GUN TERMINATION, THREADED
248	72890001	1	SPEEDLAYS, TWO 2" W/1.5" SWIVEL
249	61729120	2	VALVE, AKRON, HEAVY DUTY (2)
250	61770910	2	ACTUATOR, VALVE, T-HANDLE, CLASS 1 (2)
251	77090000	2	GAUGE, DISCH, CLASS 1 2.5" (2)

Line	Item #	Qty	Item Description/Comments
252	60036010	2	THREADS, NST (2)
253	72910700	1	<b>**REV-A**</b> COVER, WEBBING FOR SPEEDLAYS
254		1	<b>**ENG</b> Crosslay/Speedlay Cover Color = Black.
255		1	<b>**REV-A**</b> <b>**ENG</b> Crosslay/Speedlay Cover Fastener = Plastic Black Buckles.
256	61742000	1	MASTER PUMP DRAIN, MULTIPOINT
257	61790510	10	DRAIN VALVES, HALE, LIFT-UP (10)
258	74929120	1	HALE PUMP MODULE CONFIGURATION, TOP MOUNT
259	74914200	1	PRG TM1 - 74" TOP MOUNT PUMP PANEL
260	74930735	1	PANEL FINISH, BLACK POWDERCOAT, TM (PRG)
261	74931055	1	COLOR CODING (PRG)
262		1	<b>**ENG</b> Color Coding Standard = Yes.
263	75590010	1	PUMP PANEL LIGHTS, LED (PRG)
264	76090002	1	PUMP PANEL GAUGES & CONTROLS (PRG)
265	60028050	1	<b>**REV-A**</b> PUMP PRIMER, TRIDENT, AIR
266	76025110	1	COMPRESSION FITTINGS ON AIR SYSTEM (PRG PUMP MODULE)
267	76031900	1	AIR HORN PUSH BUTTON SWITCH ON PUMP PANEL
268		1	<b>**ENG</b> Air Horn Push Button Location = Readily Visible to Pump Operator.
269	76590000	1	GAUGES, MASTER, CLASS 1 4.5" (PRG)
270	77590000	1	GAUGE, WATER LEVEL, CLASS 1 INTELLI-TANK
271	77532102	1	GAUGE, WATER LEVEL, WHELEN PSTANK LED (2)
272		1	<b>**ENG</b> , (1) Each side of Cab in Upper Rear Corners.
273	83525000	1	WATER TANK BRAND, UNSPECIFIED
274	83590005	1	WATER TANK, 1000 GAL, POLY
275	73030300	1	DIRECT TANK FILL 2.5" REAR
276	61729120	1	VALVE, AKRON, HEAVY DUTY

Line	Item #	Qty	Item Description/Comments
277	61770905	1	ACTUATOR, VALVE, SWING CONTROL
278	80190260	1	BODY S6 - ALUM 43/53 LAD CHUTE & DBL HATCH
279		1	TWO TONE BODY
280	80029900	1	BODY SUBFRAME, PUMPER/TANKER
281	80245125	1	OIL DRY HOPPER (IN UPPER HATCH COMPARTMENT)
282		1	<b>**REV-C**</b> <b>**CLAR NOTES,</b> -Run Piping for Oil Dry Hopper behind the False wall in L3 and terminate under the Truck. -Valve to be located in the L3 Compartment. -Pipe discharge to be located under the truck.
283	81130200	1	<b>**REV-A**</b> ADJUSTABLE SHELF [L1] (1)
284		1	<b>**ENG</b> Mount as High as Possible below Breaker Panel.
285		1	<b>**CLAR NOTES,</b> Cascade control panel in L1.
286	81150200	1	250# SLIDE-MASTER SLIDE OUT/TILT DOWN DRAWER [L2] (1)
287	81150200	1	<b>**REV-A**</b> 250# SLIDE-MASTER SLIDE OUT/TILT DOWN DRAWER [L3] (1)
288	81150300	1	600# SLIDE-MASTER TRAY [L3] (1)
289	81130200	1	ADJUSTABLE SHELF [R1] (1)
290		1	<b>**REV-A**</b> <b>**ENG</b> Install Shelf at Upper Section of Compartment.
291	81130200	1	ADJUSTABLE SHELF [R3] (1)
292		1	<b>**Rev-A**</b> <b>**ENG</b> Split depth upper portion.
293	81150300	1	600# SLIDE-MASTER TRAY [A1] (1)
294	80290016	1	COMPT DOORS, HINGED (ALUM)
295	80225000	1	REAR COMPT DOOR (A1) ROM ROLL-UP, SATIN FINISH
296	81165705	1	UNISTRUT TRACK IN COMPTS
297	84530910	1	COMPT LIGHTING, LED LIGHT STRIPS, 2 PER COMPT
298	81390000	1	HOSEBED, REMOVABLE ALUM FLOORING
299		1	<b>**ENG</b> List the Hose Bed Hose Load Req. = -1000' of 5". -200' of 2.5" . -800' of 3".

Line	Item #	Qty	Item Description/Comments
300	81410000	1	COVER, VINYL, MAIN HOSE BED
301		1	<b>**REV-A**</b> **ENG Hosebed Cover Color/Fastners. = Black / Bungee Tabs.
302	81330302	1	HOSE BED DIVIDERS, ADJ (2)
303	81910100	1	HANDRAILS, KNURLED STS
304	82290010	1	STEPS, FRONT BODY, IC FOLD DOWN W/LIGHT
305	82390001	1	STEPS, REAR BODY (14x11 & 14x8)
306	82040100	1	REAR ACCESS LADDER, STAINLESS STEEL
307	82510000	1	RUB RAILS, ANODIZED ALUM
308	83089500	1	ALUMINUM TREADPLATE (PRG2)
309	80290013	1	4 SCBA CYLINDER COMPTS (2 RIGHT, 2 LEFT)
310	88520100	1	<b>**REV-A**</b> SUCTION HOSE, (2) 10' SECT 6" KOCHER LIGHTWEIGHT
311	88528888	1	SPECIAL ITEM, SUCTION HOSE 5" STORZ FITTINGS ON HARD SUCTION
312	88540200	1	SUCTION HOSE COMPARTMENT
313	88550300	1	STRAINER NOT PROVIDED
314	89011500	1	ALCO-LITE PEL-24 24'2 SEC & PRL-14 14' ROOF & 10' FOLDING
315	89590003	1	GROUND LADDER STORAGE COMPARTMENT
316	84550110	1	<b>**REV-A**</b> LICENSE PLATE BRACKET W/ LIGHT, LED
317	84511100	1	BODY ELECTRICAL DESCRIPTION
318	84520000	1	BACK UP ALARM, ECCO SA917
319	85010305	1	TAILLIGHTS, WHELEN 600 SERIES, LED STOP/TURN/REVERSE/TAIL, INDIVIDUALLY MOUNTED (PAIR)
320	85110100	1	ICC LIGHTS, LED
321	85510200	1	STEP LIGHTS, LED, WHELEN 2G AT PUMP PANEL & REAR BODY
322	85710010	1	UNDERCARRIAGE GROUND LIGHTS, LED
323	86600000	1	OPTICAL WARNING SYSTEM, UPPER
324	86610130	1	UPPER WARNING LIGHTS, ZONE A (FRONT), WHELEN FREEDOM IV 72" LED LIGHT BAR, F4N7QLED, 14 MODULES

Line	Item #	Qty	Item Description/Comments
325		1	<b>**ENG Zone A, Upper Lightbar Color Details:</b> -(1) Freedom IV 72" Lightbar with (12) Red and (2) White LEDs with Clear Lenses.
326	86699998	1	UPPER WARNING LIGHTS, ZONE B (OFFICER'S SIDE), COVERED BY ZONES A & C (Surface Mount)
327	86710305	1	UPPER WARNING LIGHTS, ZONE C (REAR), WHELEN LED, M9 SERIES SURFACE MOUNT, M9* (QTY 2)
328		1	<b>**Rev-A**</b> <b>**ENG Zone C, Upper Rear Beacon Color/Details:</b> -(1) Each Side of Body in Upper Rear Corner -Rearward of M9 Scene Light. -Red Lights W/Red Lenses. -Rear Facing Light Covered by M9V2. -Scene Portion to be Activated with Reverse. -Reference Shop Order DWG for Placement.
329	86899998	1	UPPER WARNING LIGHTS, ZONE D (DRIVER'S SIDE), COVERED BY ZONES A & C (Surface Mount)
330	87100000	1	OPTICAL WARNING SYSTEM, LOWER
331	87110110	1	LOWER WARNING LIGHTS, ZONE A (FRONT), WHELEN 600 SUPER LED, 60*02F*R (QTY 4)
332		1	<b>**REV-A**</b> <b>**ENG Zone A, Lower Warning Light Color, Lens Color, Details = Red LED/Red Lens.</b>
333	87811130	1	LOWER, ZONE A - MOUNTING LOCATION (DUAL HOUSINGS)
334		1	<b>**ENG Zone A, Lower - Front, Mounting Location = (2) Warnings in top headlight housing, each side.</b>
335	87210100	1	LOWER WARNING LIGHTS, ZONE B (OFFICER'S SIDE), WHELEN 600 SUPER LED, 60*02F*R (QTY 2), ION T-SERIES LED, TLI* (QTY 1)
336		1	<b>**REV-A**</b> <b>**ENG Zone B, Lower Officer's Side Warning Light Color, Lens Color, Details = Red LED/Red Lens.</b>
337	87812110	1	LOWER, ZONE B - MOUNTING LOCATION (PUMPERS, TANKERS)
338		1	<b>**ENG Zone B, Lower - Officer's Side, Mounting Location =</b> -(1) Warning Light near the front corner of the Apparatus. -(1) Warning Light near the rear Axle. -(1) Warning Light near the rear corner of the Apparatus. -Reference Shop Order Drawing for lights and placement.
339	87310100	1	LOWER WARNING LIGHTS, ZONE C (REAR), WHELEN 600 SUPER LED, 60*02F*R (QTY 2)
340		1	<b>**ENG Zone C, Lower Rear Warning Light Color, Lens Color, Details = Red</b>
341	87410100	1	LOWER WARNING LIGHTS, ZONE D (DRIVER'S SIDE), WHELEN 600 SUPER LED, 60*02F*R (QTY 2), ION T-SERIES TLI* (QTY 1)
342		1	<b>**ENG Zone D, Lower Driver's Side Warning Light Color, Lens Color, Details = Clear</b>
343	87814110	1	LOWER, ZONE D - MOUNTING LOCATION (PUMPERS, TANKERS)
344		1	<b>**ENG Zone D, Lower - Driver's Side, Mounting Location =</b> -(1) Warning Light near the front corner of the Apparatus. -(1) Warning Light near the rear Axle. -(1) Warning Light near the rear corner of the Apparatus. -Reference Shop Order Drawing for lights and placement.
345	87537732	1	ADDITIONAL WARNING LIGHTS, WHELEN 600 SUPER LED, 60*02F*R (PAIR) (1)



Line	Item #	Qty	Item Description/Comments
346		1	<b>**REV-A**</b> *ENG, Warning Light Color, Lens Color, Details = Red LED/Red Lens.
347		1	<b>**ENG</b> , Whelen 600 LED Mounting Location = Above Front Wheels.
348	87537744	1	ADDITIONAL WARNING LIGHTS, WHELEN M9 SERIES LED, M9* (PAIR) (1)
349		1	<b>**CLAR NOTES</b> , Whelen M9 Series LED Mounting Location = -(1) Each Side of Body in Upper Front Corner -Forward of M9 Scene Light. Red Lights W/ <b>RED</b> Lenses.
350	87537752	2	ADDITIONAL WARNING LIGHTS, WHELEN M9V2* LED (PAIR) (2)
351		1	<b>**REV-A**</b> <b>**CLAR NOTES</b> , -(1) Each side of Cab above middle fixed Window. -Scene Light Section: Switched in Cab, Overhead Console Position 1, "Left Scene", "Right Scene". -Warning Light Section: Red Lights W/Red Lenses. -(1) Each side on rear of Body, high. (reference Shop Order DWG for placement) -Scene Light Section: Switched in Cab, Overhead Console Position 1, "Rear Scene". Wired to Reverse. -Switched on rear of Body in recessed cup above Driver's side Tail Light cluster. -Warning Light Section: Red Lights W/Red Lenses.
352	85788888	1	<b>**REV-A**</b> SPECIAL ITEM, SWITCH ON BACK OF BODY FOR REAR SCENE LIGHTS
353			<b>**ENG</b> Explained in previous line item.
354	87040010	1	<b>**REV-A**</b> TRAFFIC ADVISOR, WHELEN TIR6 LED, TAM65 36"
355		1	<b>**ENG</b> Install Control Head in Cab, Lower Console Position 3.
356	86537816	2	SCENE LIGHTS, WHELEN M9 LED, SURFACE MOUNT (PAIR) (2)
357		1	<b>**CLAR NOTES</b> , -(1) Each side of Body in front Corner, high, rearward of M9 warning light. -(1) Each side of Body in rear Corner, high, forward of M9 warning light. -Switched in Cab, Overhead Console Position 1, "Left Scene", "Right Scene".
358	85788888	1	<b>**REV-A**</b> SPECIAL ITEM, SWITCH ON BACK OF BODY FOR REAR SCENE LIGHTS
359			<b>**CLAR NOTES</b> , -Mounted on rear of Body in recessed cup above Driver's side Tail Light cluster. -See Reference Photo #02 on the Shared Drive.
360	88230210	1	GENERATOR, SMART POWER, 8KW TM HYD
361			<b>**ENG</b> , Generator is switched in Cab on Shifter Pad Mode button.
362	88250405	1	CIRCUIT BREAKER PANEL WITH 8 SPACES FOR BREAKERS
363	88251100	1	BREAKER PANEL, STD LOCATION (L1)
364		1	<b>**REV-A**</b> <b>**ENG</b> Mount as High as possible. Have the Unistrut come up all the way to the bottom of the Breaker Panel.
365	88250100	2	120 VOLT OUTLET W/WEATHERPROOF COVER - EACH (2)
366		1	<b>**REV-A**</b> <b>**CLAR NOTES</b> , -(1) each on side of front bumper.

Line	Item #	Qty	Item Description/Comments
			-Nema Type: L5-15
367	88490000	1	HANNAY ECR-1614-17-18 REEL W/150' 12/3 (1)
368		1	<b>**REV-E**</b> <b>**CLAR NOTES,</b> -Reel Mounting Location = Officer's Side in Dunnage area. -Reel Motor Location #1 = Left Rear. -Reel cable will be connected to Four-Way Receptacle Box called out below via L5-20 Twist-Lock Pigtail. -Cord will terminate through rollers installed in Officer's Side Dunnage.
369	88432000	1	AKRON FOUR-WAY RECEPTACLE BOX, WIRED TO REEL CABLE (1)
370		1	<b>**REV-B**</b> <b>**CLAR NOTES,</b> -Receptacle box will be hardwired to Cord Reel. -(4) Main NEMA Numbers Receptacles = (2) 5-20 Duplex & (2) L5-15. -Mount receptacle box on Officer's side Pump Panel in treadplate box.
371	88328888	1	SPECIAL LIGHT TOWER KL-415A-FS LED LIGHT TOWER (4 LIGHTS, NOT 6)
372		1	<b>**CLAR NOTES,</b> -A Command Light KL-415A LED light tower shall be provided and mounted above the water tank towards the front of the body. -The light tower shall have (4) FRC Spectra LED 20,000 lumen lights on it. -Install Controls = Standard Location L1 -Hard Wired.
373	89910010	1	CORROSION REDUCTION PROGRAM (PROPOSALS)
374	90010020	1	PAINT SCHEME
375	90030010	1	TWO TONE CAB & BODY
376		1	TWO TONE BODY
377		1	<b>**CLAR NOTES,</b> Paint Break Option = 1 -Paint Break line on the Body will be the top of the Body compartments. Line
378		1	<b>**ENG Upper Color for Two Tone Paint = White.</b>
379		1	<b>**ENG Lower Color for Two Tone Paint = Red.</b>
380	90030154	1	PAINT FRAME RAILS & BODY SUBFRAME -BLACK
381	90510100	1	LETTERING, NOT PROVIDED
382	90610100	1	DELETE STANDARD SCOTCHLITE STRIPING
383	90680120	1	CHEVRON STRIPING, REAR BODY OUTBOARD, REFLEXITE
384		1	<b>**REV-A**</b> <b>**ENG Chevron Striping, Rear Body Color = Red/L2 Fluorescent Lime.</b>
385	91010000	1	MISC EQUIP - (1) PINT TOUCH-UP PAINT, STAINLESS STEEL NUTS & BOLTS

Line	Item #	Qty	Item Description/Comments
386	91030700	1	ZIAMATIC SAC-44 FOLDING WHEEL CHOCKS (PAIR) MTD W/ SQCH-44H HOLDERS
387		1	**ENG Wheel Chock Mounting Locations = Under L1 compartment.
388	89050900	1	PIKE POLE/FOLDING LADDER COMPT, RIGHT SIDE
389		1	**CLAR NOTES, -The door for this compartment will be (1) shared door with the Hard Suction hose compartment above it. -Door will be smooth metal finished in Chevrons and have (1) push-button latch. -Reference HS-6081 Jerome Twp, OH (S6). -See Reference Photo #01 on Shared drive.
390	99010000	1	MANUALS (1-PRINTED & 1-CD) WITH DVD
391	PDB000296	1	DEALER SUPPLIED - LETTERING AND STRIPING
392		1	**ENG Reflective Striping Color = Red/L2 Fluorescent Lime.
393		1	**ENG Reflective Striping Verbiage = "GREENCASTLE".
394	PDB000155	1	DEALER SUPPLIED - TOP MOUNT WALKWAY COMPARTMENTS
395	PDB000158	1	DEALER SUPPLIED - PORTABLE WINCH (RAMSEY QM-8000)
396	PDB000145	1	DEALER SUPPLIED - HYDRAULIC REEL
397		1	**ENG Mounted on Ceiling of L3 Compartment.
398	PDB000145	1	DEALER SUPPLIED - HYDRAULIC REEL
399			**ENG Mounted on Ceiling of L3 Compartment.
400	PDB000532	1	DEALER SUPPLIED - AKRON BRASS 443 SPANNER/HYDRANT SET
401		1	**ENG Mounting Locations: -(1) Each Side of Pump Panel. -(1) Rear Tailboard.
402	PDB000437	1	DEALER SUPPLIED - KEY HOSE, 1.75" ECO 50' COLORED
403		1	**ENG Hose Color/Length: -200' (Red). -200' (White). -100' (Blue).
404	PDB000513	1	DEALER SUPPLIED - KEY HOSE, 3" ECO 50' WHITE
405		1	**ENG Hose Color/Length: -800' (White).
406	PDB000512	1	DEALER SUPPLIED - KEY HOSE, 2.5" ECO 50' WHITE
407		1	**ENG Hose Color/Length: -200' (White).
408	PDB000439	1	DEALER SUPPLIED - ELKHART STINGER, 2.0

Line	Item #	Qty	Item Description/Comments
409		1	**CLAR NOTES, -Portable Base to have (2) 2.5" Inlets.
410	PDB000599	1	DEALER SUPPLIED - CASCADE, 2 BOTTLE W/ FILL STATION
411		1	**CLAR NOTES, -(4) 6000PSI Bottles mounted in the Officer's side Coffin Compartments. -(1) CFS 5.5-1M Filling Station mounted in L1 Compartment.