

LEFT SIDE COMPARTMENTS				
COMPT	DOORS	OPENING DIMENSIONS	INSIDE DIMENSIONS	VOLUME
L1	ROLL-UP	37.5" w X 50.5" h	40" w X 60" h X 26" d	28.0 CU. FT.
L2	ROLL-UP	56.25" w X 21" h	59" w X 25.5" h X 14.5" d	11.0 CU. FT.
L3	ROLL-UP	48.75" w X 50.5" h	51.5" w X 60" h X 26" d	40.0 CU. FT.

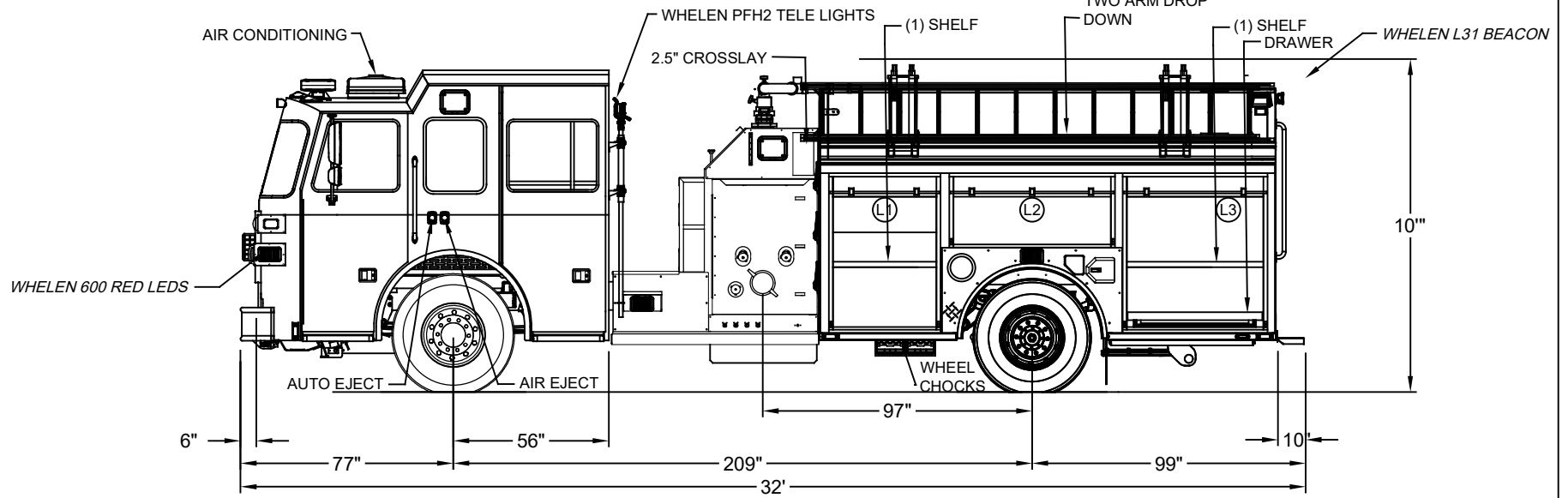
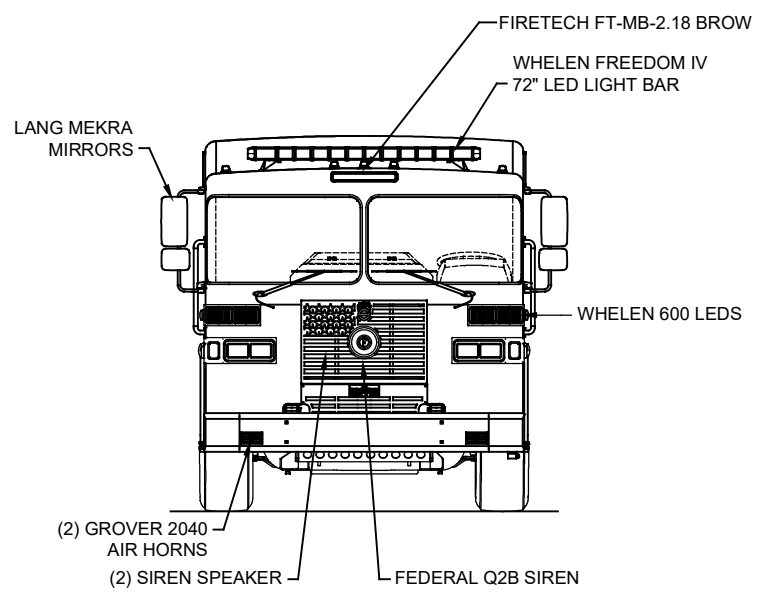
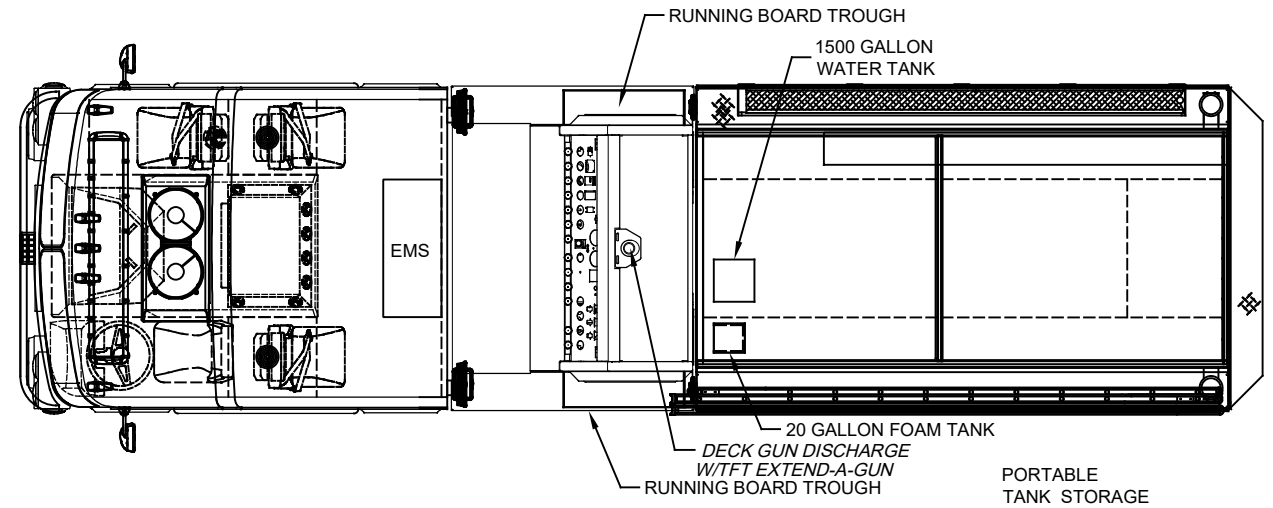
(34" h X 14.5" d UPPER)

RIGHT SIDE COMPARTMENTS				
COMPT	DOORS	OPENING DIMENSIONS	INSIDE DIMENSIONS	VOLUME
R1	ROLL-UP	37.5" w X 50.5" h	40" w X 60" h X 26" d	28.0 CU. FT.
R2	ROLL-UP	56.25" w X 21" h	59" w X 25.5" h X 14.5" d	11.0 CU. FT.
R3	ROLL-UP	48.75" w X 50.5" h	51.5" w X 60" h X 26" d	40.0 CU. FT.

(34" h X 14.5" d UPPER)

REAR STEP COMPARTMENT				
COMPT	DOORS	OPENING DIMENSIONS	INSIDE DIMENSIONS	VOLUME
A1	ROLL-UP	36.75" w X 29.25" h	39" h X 39.5" w X 31" d	31.2 CU. FT.

TOTAL: 186.0 CU.FT.



DIMENSIONS SHOWN ON THIS DRAWING ARE APPROXIMATE AND ARE SUBJECT TO MINOR DEVIATIONS DURING CONSTRUCTION.

IN THE EVENT OF A DISCREPANCY BETWEEN THE SUTPHEN SPECIFICATIONS AND DRAWING, THE SUTPHEN SPECIFICATIONS SHALL PREVAIL.

DRAWING IS FOR REFERENCE ONLY. SOME ITEMS PROPOSED MAY NOT BE SHOWN OR NOTED.

CUSTOMER APPROVAL

NAME: \_\_\_\_\_

TITLE: \_\_\_\_\_

DATE: \_\_\_\_\_

REV.	DESCRIPTION	BY	DATE
B	UPDATED TO REFLECT CHANGES IN SHOP ORDER REV D	RC	11/30/20
A	UPDATED TO REFLECT CHANGES IN SHOP ORDER	AA	10/15/20

DRAWN BY:  
A.ALEXANDER

DATE:  
8/20/2020

MFG. FACILITY:  
URBANA

**SUTPHEN**

LODI FIRE DEPARTMENT  
LODI, OH

CUSTOM PUMPER - PROGRAM 1

DWG. NO.: HS-6862



**Sutphen**  
**Component Report**  
 Dealership: Herb Fire 3 (Bob Jones)

**HS-6862 Lodi**

Contact: Chris Ridenour  
 Position: Chief  
 Phone:  
 Mobile: 330-948-2233  
 Email: chrisusaamerica@aol.com

Order#: SOB002539

Bill To	Ship To
Customer: Lodi Fire Department Contact: Chris Ridenour , Chief Address: 108 Ainsworth St. Lodi, OH 44254	Customer: Same as Bill-to Contact: Chris Ridenour , Chief Address: 591 Medina St Lodi OH 44254

Comments
Project Coordinator: Rick Campbell Sales Person: Bob Jones Revision Level: <b>Revision D 11/30/20</b> Truck Type: Program 1 G7 H/TM Body Facility: Urbana


Line	Item #	Qty	Item Description/Comments
1	10001200	1	Maximum Apparatus Height = 11' ***Rev C 10/16/20***
2		1	Overall Apparatus Height = 10' +/- 2". ***Rev C 10/16/20***
3	10001220	1	Maximum Apparatus Length = 32'
4		1	Overall Apparatus Length = 32' +/- 2".
5	10010001	1	CHASSIS, CUSTOM
6	51070215	1	Wheelbase = 209"
7	51010310	1	WHEELBASE GREATER THAN 200"
8		1	AF Number = 54" PTA = 97"
9	25010255	1	FRAME, 10" DOUBLE RAILS, DOMEX, SINGLE AXLE (110K PSI)
10	45010001	1	FRONT TOW EYES, BELOW BUMPER
11	45010015	1	FRONT TOW EYE FINISH, PAINTED
12	46010000	1	REAR TOW EYES
13	40010250	1	STEERING - ROSS TAS-85
14	22010000	1	DRIVE LINE, SPICER, 1710 SERIES
15	23014130	1	ENGINE, CUMMINS L 9 450HP DOC-DPF-DEF-SCR OBD

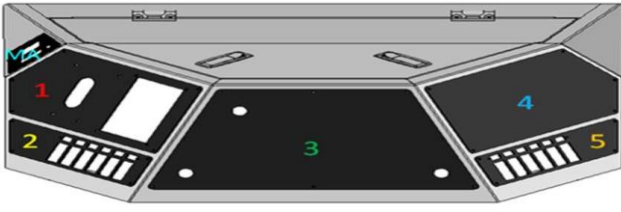
Line	Item #	Qty	Item Description/Comments
16	23029100	1	ENGINE WARRANTY, 5 YEAR, 100,000 MILES FOR CUMMINS L9
17	23030006	1	AIR INTAKE/EMBER SEPARATOR
18	23031173	1	FUEL FILTER/WATER SEPARATOR, PRIMARY, FLEETGUARD, FS1098
19	23031210	1	FUEL FILTER, SECONDARY, FLEETGUARD, FF63009
20	47012430	1	TRANSMISSION, ALLISON GEN 5, EVS3000
21	23110005	1	JACOBS ENGINE BRAKE FOR CUMMINS L ENGINES
22	47024050	1	TRANSMISSION COOLER
23	47030000	1	ALLISON TOUCH PAD SHIFTER
24		1	<i>Shifter Pad Gearing = 5 Gears open, 6th Gear locked.</i>
25	21021200	1	COOLING SYSTEM
26	21030000	1	FAN CLUTCH
27	21030200	1	RADIATOR COOLANT RECOVERY, PRESSURIZED SYST
28	26010010	1	FUEL TANK, STAINLESS STEEL, 65 GAL
29	26030000	1	FUEL FILL
30			<i>"New Cap Style"</i> <b>***Rev C 10/16/20***</b>
31	26030100	1	FUEL COOLER
32	24040000	1	DIESEL EXHAUST FLUID TANK
33		1	<del>DEF Access = Hinged Door For DEF Access.</del> <i>Removable Plate</i> <b>***Rev C 10/16/20***</b>
34	13010225	1	ALTERNATOR, LEECE NEVILLE 420 AMP BLP4003
35	13030100	1	LOW VOLTAGE ALARM, FLOYD BELL TXB-V86-515-QF
36	15010500	1	BATTERIES, INTERSTATE TYPE 31 MHD (4)
37	15031700	1	BATTERY JUMPER TERMINALS
38	15030430	1	120V SHORELINE INLET, KUSSMAUL SUPER 20 AUTO EJECT
39		1	<i>Shoreline Inlet Location = Driver's side of Cab, standard location.</i>
40		1	<i>Shoreline Cover Color = Red</i>
41	15040100	4	120V OUTLET WIRED TO SHORELINE INLET - EA (4)

Line	Item #	Qty	Item Description/Comments
42		1	Nema Number = 5-20 House Plug Duplex.
43		1	Outlet Locations = Location (1) Behind Driver Seat Location (2) Behind Officer Seat Location (3) L3 Compartment, right side, high corner, mounted to the back wall of compartment Location (4) R3 Compartment, left side, high corner, mounted to the back wall of compartment ***Rev C 10/16/20***
44	15031577	1	BATTERY CHARGER, IOTA DLS-45
45		1	Battery Charger Note: Chassis Division to provide/install battery charger & Auto Eject (if applicable)
46	14022110	1	FRONT AXLE, HENDRICKSON STEERTEK NXT 19,000 LB.
47	41022110	1	SUSPENSION FRONT 19,000 LBS. (3) 56" LEAFS
48	41040500	1	STEER ASSIST, NOT PROVIDED
49	43010301	1	FRONT TIRES GOODYEAR 315/80R22.5 289 WHA
50	14510540	1	REAR AXLE, MERITOR RS-30-185 31,000 LB.
51			Gear ratio = 6.14:1 ***Rev C 10/16/20***
52	14530150	1	TOP SPEED, 60 MPH
53	<del>42010500</del> 42010025	1	<del>SUSPENSION REAR REYCO 31,000 LBS. LEAF</del> SUSPENSION REAR FIREMAAX 31,000 LBS. AIR RIDE ***Rev C 10/16/20***
54	44010330	1	TIRES, REAR, GOODYEAR 315/80R22.5 LRJ RHD2 MUD & SNOW, 31,000 GVWR
55	42910300	1	TIRE PRESSURE MONITOR, QUICK PRESSURE
56	44215100	1	WHEELS, ALUM, ACCURIDE (max 35K rear)
57	44270100	1	HUB COVERS, FRONT & REAR, POLISHED STS (Single Axle)
58	44271100	1	MUD FLAPS, FRONT (PAIR)
59	44271200	1	MUD FLAPS, REAR (PAIR)
60	16010220	1	BRAKES MERITOR SCAM 6" FRONT, SCAM 8.625" REAR (SINGLE AXLE)
61	18010041	1	AIR BRAKE SYST 4 TANKS WABCO 1200 DRYER
62	18030140	1	AIR INLET CONNECTION
63		1	Standard Air Inlet Location = Left hand side of driver's step well.
64	18033000	1	KUSSMAUL 091-28 AIR EJECT W/FEM COUPLING

Line	Item #	Qty	Item Description/Comments
65		1	<i>Air Eject Location = Driver's side of Cab, standard location.</i>
66		1	<i>Air Eject Cover Color = Red</i>
67	18220500	1	NO ELEC STABILITY CONTROL SYS
68	18110000	1	WABCO 4 CHANNEL ANTI-LOCK BRAKES
69	53510000	1	COMPRESSION FITTINGS ON AIR SYSTEM (CHASSIS)
70	54010000	1	MISCELLANEOUS ITEMS ON CHASSIS
<b>CAB</b>			
71	10088888	1	SPECIAL ITEM, 56 inch cab raised roof 11023210 CAB TSAL4A 56" 10" RR 1/2
72		1	<i>CAB MUST BE 56 INCHES with 10" raised roof</i>
73	11030025	1	CAB CERTIFICATION - STRUCTURAL INTEGRITY
74	11030950	1	CAB LOCKDOWN LATCHES
75	11031000	1	CAB TILT SYSTEM, MANUAL PULL CABLE
76		1	<i>Cab Tilt Controls = Officer's side Pump Panel.</i>
77	11031100	1	MANUAL BACK-UP TILT SYSTEM
78	11031350	1	CAB DOORS, FULL LENGTH
79	<del>11031386</del> 11031387	1	<del>CAB STEPS, LOWER &amp; INTERMEDIATE DIAMONDPLATE</del> CAB STEPS, LOWER GRIP STRUT, INTERMEDIATE DIAMONDPLATE ***Rev C 10/16/20***
80	11031396	1	CAB STEP LIGHTING, FEDERAL SIGNAL COMPLEX LED STRIP LIGHTS
81	11031419	1	CAB DOOR WINDOWS, MANUAL
82	11031401	1	CAB SIDE WINDOWS, FIXED, BOTH SIDES
83	11031460	1	NO WINDOWS, BACK WALL OF CAB
84	52010010	1	ELECTRIC INTERMITTENT WIPERS
85	38010015	1	MIRRORS LANG MEKRA 300 SERIES REMOTE
86	<del>11024400</del> 11024425	1	<del>UPPER GRILLE, LEVEL STYLE FACADE (L9)</del> UPPER GRILLE, AMERICAN FLAG TUBULAR STYLE FACADE (L9) ***Rev A 8/14/20***
87	11024500	1	FLAMING "S" LOGO, UPPER GRILLE, REFLECTIVE RED
88	<del>11024600</del> 11024615	1	<del>LOWER GRILLE, POLISHED STAINLESS (L9)</del> LOWER GRILLE, POLISHED STAINLESS, LASER CUT LETTERING W/ BACKLIGHTING

Line	Item #	Qty	Item Description/Comments
			<b>***Rev A 8/14/20***</b>
89			<i>Verbiage = LODI Color =RED ***Rev C 10/16/20***</i>
90	<del>20010075</del> 20010070	1	<del>BUMPER, 12" POLISHED STAINLESS STEEL</del> BUMPER, 6" POLISHED STAINLESS STEEL <b>***Rev A 8/14/20***</b>
91		1	<i>bumper can be 6 inches if needed to meet length requirement</i>
92		1	<i>Siren Speaker Perforations = No Speaker Perforations in Bumper.</i>
93	<del>20029800</del>	1	<del>BUMPER SIDES, DIAMONDPLATE</del> Deleted <b>***Rev C 10/16/20***</b>
94	12010500	1	AIR HORNS, DUAL, GROVER #2040 RECTANGULAR
95		1	<i>Air Horns Location: Outboard, (1) each side.</i>
96	12030010	1	AIR HORNS CUTOUTS IN BUMPER, BEHIND PERFORATIONS (L9 STYLE)
97	12030350	1	LANYARD CONTROL FOR AIR HORNS
98	<del>12510110</del> 12588888	1	<del>ELEC SIREN, WHELEN 295HFS2, REMOTE FLUSH MOUNT</del> SPECIAL ITEM, ELEC SIREN, CARSON SA441-17F SIREN <b>***Rev D 11/30/20***</b>
99	<del>12620200</del> 12620202	1	<del>SIREN SPEAKER, 100W, WHELEN, SA314B, BLACK FINISH</del> SIREN SPEAKER, 100W, WHELEN, SA314B, BLACK FINISH (PAIR) <b>***Rev D 11/30/20***</b>
100	12670110	1	SIREN SPEAKER(S) INSTALLED BEHIND CAB GRILLE
101	12710100	1	SIREN, FEDERAL Q2B, GRILLE MOUNT
102	12730205	1	MECH SIREN WIRED TO STEERING WHEEL BUTTON
103		1	<i>Siren Brake Switch for Driver.</i>
104	12730350	1	MOMENTARY SWITCH ON DASH, OFFICER'S SIDE, FOR MECH SIREN
105		1	<i>Siren Brake Switch for Officer.</i>
106	32520520	1	HEADLIGHTS, LED, FIRETECH FT-4X6, DUAL STS HOUSINGS
107		1	<i>HEADLIGHT INTERIOR FINISH, CHROME</i>
108	48010300	1	FRONT TURN SIGNALS, WHELEN 400 SERIES LED (4)
109	27022130	1	HANDRAILS, CAB EXTERIOR, KNURLED STAINLESS STEEL (2) SIDE
110	27025000	1	HANDRAILS, CAB INTERIOR, BLACK RUBBER COATED (2) FRONT ENTRY
111	27030120	1	HANDRAILS, REAR CAB INTERIOR DOOR, BLACK RUBBERIZED (2) AND KNURLED STS AT WINDOW (2)

Line	Item #	Qty	Item Description/Comments
112	11035405	1	DIAMONDPLATE REAR EXTERIOR WALL OF CAB (AERIAL OR TOP MOUNT)
113	11035420	1	DIAMONDPLATE CAB ROOF 30" x FULL WIDTH
114	31010287	1	INTERIOR, MULTISPEC GRAY SPECKLE PAINT W/GRAY-BLACK DURAWEAR
115	11032929	1	DOOR PANEL, FULL STS
116	11032958	1	REFLECTIVE MATL, INTERIOR CAB DOORS, REFLEXITE
117		1	Reflective Striping Color = #030 Red Transparent & <del>#L2 Fluorescent Lime</del> #L1 Fluorescent Yellow. ***Rev C 10/16/20***
118		1	Reflective Striping Verbiage = 151-1 ***Rev C 10/16/20***
119	<del>31010291</del> 31010290	1	<del>CAB INTERIOR FLOOR COVERING, BLACK RUBBERIZED</del> CAB INTERIOR FLOOR COVERING, GRAY RUBBERIZED ***Rev C 10/16/20***
120	22510100	1	ENGINE ENCLOSURE, FULL LENGTH
121	22510530	1	ENGINE ENCLOSURE COVERING, SCORPION BLACK URETHANE BLEND
122	11031670	1	NO STORAGE ON ENGINE ENCLOSURE
123	22610050	1	ENGINE HOOD LIGHT, LED (1)
124	11031510	1	FLAT WORK SURFACE IN LIEU OF GLOVE BOX
125	29810100	1	CHASSIS ELECTRICAL DESCRIPTION
126	30010130	1	INSTRUMENTATION, AMETEK W/ CENTER & OVERHEAD CONSOLES
127			
128		1	Overhead Console Panel's Finish: Black Wrinkle Finish.
129		1	Overhead Console Position 1 Switches: #1 Master Emergency #2 Brow #3 Left Scene #4 Right Scene #5 Rear Scene #6 Work Lights #7 Left Dump Chute Left Dump Chute Red / Green lights #8 Right Dump Chute Right Dump Chute Red / Green lights
130		1	Overhead Console Position 2: Water level, <i>Class 1 mini gauge</i> , & <i>Traffic Advisor Control Head</i>

Line	Item #	Qty	Item Description/Comments
			<b>***Rev C 10/16/20***</b>
131		1	Overhead Console Position 3: HVAC Controls
132		1	Overhead Console Position 4: Door Open Indicators, Seat Belt Monitor, Air Horn Lanyard, Deck Gun, Ladder Rack, Water Tank
133		1	Overhead Console Position 5: Blank
134		1	Overhead Console Position 6: Blank
135		1	Overhead Console Position 7: Blank
136			
137		1	Lower Command Console Finish Black Urethane.
138		1	Lower Console Panel's Finish Black Wrinkle Finish.
139		1	Lower Console Position 1: Pump and Transmission Shifters
140		1	Lower Console Position 2 Switches: #1 Jake Brake on/off #2 Jake Brake hi/med/low #3 High Idle #4 City horn/ Mechanical Siren #5 Blank #6 Blank #7 Siren Brake
141		1	Lower Console Position 3: Park Brake Siren Head mounted low Power Point Officer side USB Officer side
142		1	Lower Console Position 4: Blank
143		1	Lower Console Position 5 Switches: #1 Master Emergency #2 Q2B #3 Siren Brake #4 Blank #5 Blank #6 Blank #7 Blank
144	30010610	1	<b>CAB PUMP SHIFT, ELECTRIC W/YELLOW KNOB</b>
145	30031600 30031615	1	<b>DOOR AJAR LIGHT, ECCO 6220 STROBE</b> <b>DOOR AJAR LIGHT, WHELEN ION-T LED</b>



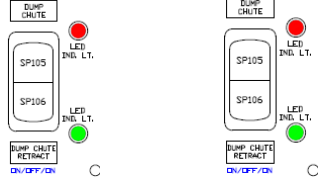
Line	Item #	Qty	Item Description/Comments
			<b>***Rev C 10/16/20***</b>
146		1	<i>Details for Door Ajar Light = Color = Blue / Amber split Lens Color = Clear Bezel = Black ***Rev C 10/16/20***</i>
147		1	<i>Door Ajar Light Location = Centered below upper command console.</i>
148	29930200	1	<b>MAPBOOK SLOT ON BREAKER PANEL</b>
149	29910100	1	<b>PROGRAMMABLE LOAD MANAGER, CLASS-1 SUPERNODE II</b>
150		1	<i>Electrical System = Point-to-Point</i>
151	30031100	1	<b>HIGH IDLE SWITCH</b>
152	30031775	1	<b>12V POWER POINTS, (2)</b>
153		1	<i>Power Point Location #1: Officer Flat Work Surface, Top, Towards Engine Hood ***Rev C 10/16/20***</i>
154		1	<i>Power Point Location #2: Lower Console Position 3, Officer's corner.</i>
155	30031802	1	<b>12V DUAL PORT USB POWER POINTS, (2)</b>
156		1	<i>USB Power Point Location #1: Officer Flat Work Surface, Top, Towards Engine Hood ***Rev C 10/16/20***</i>
157		1	<i>USB Power Point Location #2: Lower Console Position 3, Officer's corner.</i>
158	11040000	1	<b>CAB ACCESSORY FUSE PANEL</b>
159	84541540	1	<b>POWER &amp; GROUND STUDS, UPPER COMMAND CONSOLE</b>
160		1	<i>Requirements (AMPS) for Power/Ground Studs in Upper Command Console: (1) 12-volt 60-amp, direct to the battery. (1) 12-volt 30-amp controlled by the ignition switch. (1) 12-volt 125-amp ground.</i>
161	84541545	1	<b>POWER &amp; GROUND STUDS, LOWER COMMAND CONSOLE</b>
162		1	<i>Requirements (AMPS) for Power/Ground Studs in Lower Command Console: (1) 12-volt 60-amp, direct to the battery. (1) 12-volt 30-amp controlled by the ignition switch. (1) 12-volt 125-amp ground.</i>
163	30110000	1	<b>VEHICLE DATA RECORDER, AKRON/WELDON</b>
164	33510030	1	<b>INTERIOR CAB LIGHTS, WHELEN 6" ROUND RED/CLEAR LED (2)</b>
165	34010030	1	<b>INTERIOR CREW LIGHTS, WHELEN 6" ROUND RED/CLEAR LED (2)</b>
166	33530654	1	<b>INTERIOR CAB DOOR WARNING LIGHTS, WHELEN ION T-SERIES LED, TLI* (QTY 4) ***Rev C 10/16/20***</b>

Line	Item #	Qty	Item Description/Comments
167			<i>Color = Amber Lens Color = Clear Bezel = Chrome</i>
168	28010740	1	DEFROSTER, HEATER & A/C (TM-21)
169	28030500	1	DEFROSTER DUCTWORK, ENTIRE WINDSHIELD
170	11031687	1	TOP HEAT/AC STORAGE, TOOL MOUNTING PLATE, 25" x 19.5"
171	38510104	1	DRIVER'S SEAT, BOSTROM SIERRA HIGH BACK ABTS AIR RIDE (DURAWEAR PLUS, LOW SEAM)
172	38320000	1	HELMETS STORED IN COMPARTMENT
173	39090015	1	OFFICER'S SEAT, BOSTROM TANKER 350, ABTS SCBA (DURAWEAR PLUS, LOW SEAM)
174	39030010	1	OFFICER'S SEAT COMPT, OPEN FRONT
175	39521111	1	CREW SEAT 1, BOSTROM TANKER 350, ABTS SCBA (DURAWEAR PLUS, LOW SEAM)
176	39521112	1	CREW SEAT 2, BOSTROM TANKER 350, ABTS SCBA (DURAWEAR PLUS, LOW SEAM)
177	11031827	1	EMS CABINET, FORWARD FACING, DOUBLE ON CREW SEAT RISER (FLAT ROOF)
178	11032240	1	INTERIOR ACCESS, ROLL-UP DOOR, ROM
179	11032450	1	COMPT DOOR LOCK - NOT PROVIDED
180	11032312	1	ADJUSTABLE SHELVES, EMS COMPT (2)
181	<del>39550200</del> 39550100	1	<del>SEAT COLOR, BLACK</del> SEAT COLOR, GRAY <b>***Rev C 10/16/20***</b>
182	39610000	3	SCBA BRACKETS, BOSTROM, SECURE ALL (3)
183	38410000	1	SEAT BELT WARNING SYSTEM, AKRON / WELDON
184	39710000	1	DOUBLE CREW SEAT COMPT, SIDE DOORS
185	84561010	1	CAMERA SYSTEM, FRC, INVIEW TRUEVIEW, SINGLE CAMERA (WIRED) <b>***Rev C 10/16/20***</b>
186			<i>Monitor Location = Under Drivers Climate Controls Camera Location = Rear of Body</i>
<b>PUMP</b>			
187	60080003	1	PUMP, HALE QMAX-1500 GPM SINGLE STAGE
188	60025000	1	GEARBOX, HALE, G-SERIES, REAR MOUNTED
189	60025950	1	PUMP GEARBOX YOKE, 1710
190	60026000	1	PUMP PACKING, HALE

Line	Item #	Qty	Item Description/Comments
191	60031005	1	ALLOY ANODES, HALE
192	60035121	1	PUMP TEST, MISTRAS GROUP, INC
193	61510000	1	AUXILIARY COOLER (HEAT EXCHANGER)
194	62010002	1	STAINLESS STEEL PIPING
195	61729120	1	VALVE, AKRON, HEAVY DUTY (ALL)
196	60036010	1	THREADS, NST (ALL)
197	66090010	1	3" TANK-TO-PUMP W/CHECK VALVE
198	73088888	1	SPECIAL ITEM, TANK FILL 2.5"
199	61090003	1	PRESSURE GOVERNOR, CLASS 1 TPGJ1939
200	61290020	1	INTAKE PRESSURE CONTROL, TFT A1860
201	63021500	1	6" MAIN SUCTION, LEFT SIDE
202	65090000	1	2.5" LEFT SIDE INLET
203	63025500	1	6" MAIN SUCTION, RIGHT SIDE
204	64090000	1	2.5" RIGHT SIDE INLET
205	70525900	1	2.5" DISCHARGE, LEFT - POSITION 1
206	61810150	1	DISCHARGE TERMINATION, 30 DEGREE ELBOW
207	70525900	1	2.5" DISCHARGE, LEFT - POSITION 2
208	61810150	1	DISCHARGE TERMINATION, 30 DEGREE ELBOW
209	71025905	1	3" DISCHARGE, RIGHT - POSITION 3
210	61810150	1	DISCHARGE TERMINATION, 30 DEGREE ELBOW
211	61840265	1	ADAPTER, 3" NST FE X 4" STORZ W/CAP & CHAIN, TFT
212			AA3SP-NL (1) AX 10071118, A01SP (1) AX 10035502
213	71025900	1	2.5" DISCHARGE, RIGHT - POSITION 4
214	61810150	1	DISCHARGE TERMINATION, 30 DEGREE ELBOW
215	71590000	1	DISCHARGE, 2.5" LEFT REAR
216	61810150	1	DISCHARGE TERMINATION, 30 DEGREE ELBOW

Line	Item #	Qty	Item Description/Comments
217	72590002	1	DECK GUN DISCHARGE 3"
218	<del>61770945</del> 61770900	1	<del>ACTUATOR, VALVE, ELECTRIC, AKRON 9333</del> ACTUATOR, VALVE, PUSH/PULL, CLASS 1 ***Rev C 10/16/20***
219	72570100	1	DECK GUN TERMINATION, THREADED
220	72554800	1	MONITOR, AKRON 3423 APOLLO
221			Akron 3423 monitor Direct Mount Flange 2499 Quad Stack Tips 3488 Stream Shaper Ground Base = Inlet size = TBD Deleted ***Rev C 10/16/20***
222	72555810	1	TASK FORCE TIPS EXTEND-A-GUN
223	72890012	1	SPEEDLAYS, TWO 2" W/1.5" SWIVEL & CROSSLAY, ONE 2.5" W/2.5" SWIVEL
224		1	Crosslay Hose Load Requirement = <i>Unspecified</i> ***Rev C 10/16/20***
225	<del>61770955</del> 61770900	1	<del>ACTUATORS, VALVE, T HANDLE,</del> <del>CLASS 1 FOR SPEEDLAYS &amp; ELECTRIC, AKRON 9333 FOR CROSSLAY (1)</del> ACTUATOR, VALVE, PUSH/PULL, CLASS 1 ***Rev C 10/16/20***
226	72928888	1	SPECIAL ITEM, COVER FOR CROSSLAY / SPEEDLAY CROSSLAY COVER
227		1	Webbing = Black, with Stainless Buckles ***Rev C 10/16/20***
228	72930200	1	COVER, ALUM W/ <del>ANY</del> WEBBING SIDES FOR ADDITIONAL CROSSLAY IN DUNNAGE ***Rev C 10/16/20***
229		1	Crosslay/Speedlay Cover Color = Black ***Rev C 10/16/20***
230		1	Crosslay/Speedlay Cover Fastener = Stainless Buckles ***Rev C 10/16/20***
231	61742000	1	MASTER PUMP DRAIN, MULTIPOINT
232	61790510	10	DRAIN VALVES, HALE, LIFT-UP (10)
233	73531350	1	FOAM TANK 20 GALLON BUILT INTO BOOSTER TANK ***Rev A 8/14/20***
234	73540018	1	FOAM SUPPLY SYSTEM, AKRON W/FLUSH (FOR EXTERNAL EDUCTOR) ***Rev A 8/14/20***
235			Location = Driver side ***Rev C 10/16/20***
236	73540020	1	FOAM EDUCTOR, AKRON 125 GPM EXTERNAL ***Rev A 8/14/20***
237	77590040	1	GAUGE, FOAM LEVEL, CLASS 1, INTELLI-TANK ITL-4 ***Rev A 8/14/20***

Line	Item #	Qty	Item Description/Comments
238	74914200	1	PRG TM1 - TOP MOUNT PUMP PANEL
239	74928150	1	PUMP MODULE LENGTH, 74" W/24" WALKWAY
240	74929120	1	HALE PUMP MODULE CONFIGURATION, TOP MOUNT
241	74930710	1	PANEL FINISH, BRUSHED STS 14 GAUGE (PRG)
242	74931055	1	COLOR CODING (PRG)
243		1	<i>Color Coding Standard = same as below</i> <b>***Rev C 10/16/20***</b>
244	74988888	1	<b>SPECIAL ITEM, DISCHARGE COLORED BEZELS</b> <b>***Rev C 10/16/20***</b>
245			<i>2.5" Position #1 = Yellow</i> <i>2.5" Position #2 = White</i> <i>3" Position #3 = Blue</i> <i>2.5" Position #4 = Black</i> <i>2.5" Left Rear = Green</i> <i>Deck Gun = Gray</i> <i>Top Speedlay = Orange</i> <i>Bottom Speedlay = Red</i> <i>2.5" Crosslay = Brown</i> <b>***Rev C 10/16/20***</b>
246	74931290	1	PUMP MODULE FRAMEWORK, NON-PAINTED
247	74931390	1	PUMP FINISH, PAINTED BY PUMP MFG
248	74931590	1	PLUMBING FINISH, NON-PAINTED
249	74931690	1	EXTERIOR DUNNAGE AREA PANEL, BRUSHED STS
250	75040215	1	TROUGH IN RUNNING BOARD, BOTH SIDES
251		1	<i>Running Board Trough Cover = Velcro Straps.</i>
252	75590010	1	PUMP OPERATOR LIGHTS, LED (PRG)
253	75590210	1	PUMP PANEL LIGHTS ONE EA SIDE, LED (PRG)
254	76090002	1	PUMP PANEL GAUGES & CONTROLS (PRG)
255	<del>60090030</del> 60090035	1	<del>PUMP PRIMER, TRIDENT, AIR</del> PUMP PRIMER, TRIDENT, AUTO <b>***Rev C 10/16/20***</b>
256	60028310	1	(1) PRIMER BUTTON - MAIN SUCTION
257	76025110	1	COMPRESSION FITTINGS ON AIR SYSTEM (PRG PUMP MODULE)
258	76031900	1	AIR HORN PUSH BUTTON SWITCH ON PUMP PANEL

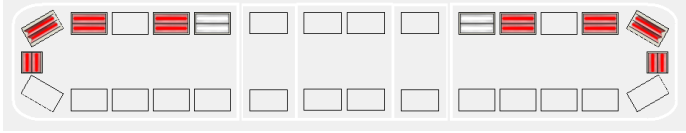
Line	Item #	Qty	Item Description/Comments
259			Near Master Gauge Red Button
260	76590000	1	GAUGES, MASTER, CLASS 1 4.5" (PRG)
261	77090000	1	GAUGE, DISCH, CLASS 1 2.5" (ALL)
262	77590000	1	GAUGE, WATER LEVEL, CLASS 1, INTELLI-TANK ITL-4
263	77532113	1	GAUGE, WATER LEVEL, WHELEN PSTANK2 LED (3)
264		1	Whelen Gauge Locations = Driver's side Dunnage area.
265		1	Whelen Gauge Locations = Officer's side Dunnage area.
266		1	Whelen Gauge Locations = Rear of Body.
267	<del>77533110</del> 77590051	1	<del>GAUGE, WATER LEVEL, CLASS 1 INTELLI-TANK ITL4 (1)</del> GAUGE, WATER LEVEL, CLASS 1, INTELLI-TANK ITL-MINI ***Rev C 10/16/20***
268		1	Class 1 Gauge Locations = Gauge to be located in drivers area overhead console position #2 Operate only when Park Brake is set
<b>BODY</b>			
269	83525000	1	WATER TANK BRAND, UNSPECIFIED
270	83590006	1	WATER TANK, 1500 GAL, POLY
271	73030300	1	DIRECT TANK FILL 2.5" REAR
272		1	2.5 rear fill needs to accessible from standing on the ground
273	83588888	1	SPECIAL ITEM, SIDE DUMPS
274		1	SIDE DUMPS The engine will be supplied with 2 side dumps eight inch round. To be located in front of rear wheels. Match HS 5771 <span style="color: blue;">(2) AX XXXXXXXX</span>
275	83588888	1	SPECIAL ITEM, DUMP SWITCHES
276		1	Dumps will be controlled by 4 switches, 2 switches per dump valve  2 switches in cab for driver to control each dump valve with indicator lights, Overhead position #1, Left Dump Chute, Right Dump Chute  

Line	Item #	Qty	Item Description/Comments
			(2) Innovative controls dump switch 1 each side of body, <i>above DOT lighting</i> (2) AX 10070367 ***Rev C 10/16/20***
277	83588888	1	SPECIAL ITEM, PORTABLE TANK
278		1	PORTABLE TANK A 2,100 gallon portable water tank shall be provided. Brand = Husky Tank ALF-2100 2100 Gallon Aluminum Folding Frame Tank- Red 22 oz Exlon Liner- Easy Lift Handles Included Reflective Edge Cinch Straps Clear View Panels on 4 Sides ALF-2100 AX XXXXXXXX 2100 Gal 11'3" x 11'3" x 29" Open 8" x 11'3" x 29" folded 124 lbs. Color = Red ***Rev C 10/16/20***
279	83588888	1	SPECIAL ITEM, PORTABLE TANK STORAGE
280		1	PORTABLE TANK STORAGE Right Side of Body A Zico Ladder Rack Extend Down will be used as a base LAS-XT-XXX (1) AX XXXXXXXX The rack shall store the portable tank over the side compartments of the apparatus and lower to a convenient height. A switch shall be provided on the rear of the body for the rack. The kit shall also include an NFPA compliant Flashing Light Kit which shall signal when the device is in motion. Switch at the rear of the body, above DOT lighting= IC style (1) AX XXXXXXXX Hinged compartment that will store the portable tank is to be painted truck upper color ***Rev C 10/16/20***
281	80189570	1	BODY G7 - ALUM 40/51 ELEC LAD RACK
282	80089500	1	BODY SUBFRAME, PROGRAM 1 PUMPER
283	80245999	1	UPPER HATCH COMPARTMENTS - NOT PROVIDED
284	81130200	1	ADJUSTABLE SHELF [L1] (1)
285	81130200	1	ADJUSTABLE SHELF [L3] (1)
286	81150300	1	600# SLIDE-MASTER TRAY [L3] (1)
287	81130200	1	ADJUSTABLE SHELF [R1] (1)
288	81130200	1	ADJUSTABLE SHELF [R3] (1)
289	81150300	1	600# SLIDE-MASTER TRAY [R3] (1)
290	81150300	1	600# SLIDE-MASTER TRAY [A1] (1)

Line	Item #	Qty	Item Description/Comments
291	81165705	1	UNISTRUT TRACK IN COMPTS
292	80290012	1	COMPT DOORS, ROM ROLL-UP, PAINTED
293	<del>80225025</del> 80225000	1	<del>REAR COMPT DOOR (A1) ROM ROLL-UP, PAINTED</del> REAR COMPT DOOR (A1) ROM ROLL-UP, SATIN FINISH ***Rev C 10/16/20***
294	84531220	1	COMPT LIGHTING, FEDERAL SIGNAL COMFLEX LED LIGHT STRIPS, 2 PER COMPT
295	81380000	1	HOSEBED W/REMOVABLE ALUMINUM FLOORING
296		1	List the Hose Bed Hose Load Req. = 800' of 4" 300' of 2.5" 300' of 1 3/4" ***Rev C 10/16/20***
297	81330100	1	STANDARD HOSEBED HEIGHT
298	81410000	1	COVER, VINYL, MAIN HOSE BED
299		1	Hose bed Cover Color = Red.
300	81440200	1	COVER FASTENERS, BUNGIE CORDS WITH <del>ORANGE</del> BLACK TAB ***Rev C 10/16/20***
301	81330302	1	HOSE BED DIVIDERS, ADJ (2)
302	81910100	1	HANDRAILS, KNURLED STS
303	82290010	1	STEPS, FRONT BODY, IC FOLD DOWN W/LIGHT
304		1	Step Light Color = Red ***Rev C 10/16/20***
305	82390001	1	STEPS, REAR BODY ( <del>14x11-8</del> 14x8) ***Rev C 10/16/20***
306	82510000	1	RUB RAILS, ANODIZED ALUM
307	83010050	1	ALUMINUM TREADPLATE (ALUM PPR, PRG1, C-SER, TANKER)
308	<del>83030355</del> 83030350	1	<del>REAR STEP CORNERS, STRAIGHT (PRG1)</del> REAR STEP/TAILOBOARD CORNERS, 45 DEGREE (PRG1) ***Rev C 10/16/20***
309	83088888	1	SPECIAL ITEM, REAR TAILBOARD TO BE SHORTEN TO MEET OAL ***Rev A 8/14/20***
310			Length to be 10"
311	80288888	1	SPECIAL ITEM, OIL DRY HOPPER W/ SCBA CYLINDER COMPT (1 SINGLE-SIG4) ***Rev A 8/14/20***
312			Location = Single Compartment = Driver side Rear of Axle Oil Dry Hopper = Officer side Rear of Axle



Line	Item #	Qty	Item Description/Comments
313	80290310	1	DOOR FINISH, BRUSHED STAINLESS, SINGLE SCBA COMPT ***Rev A 8/14/20***
314	80290420	1	DOOR FINISH, BRUSHED STAINLESS, OIL DRY HOPPER ***Rev A 8/14/20***
315	88520100	1	SUCTION HOSE, (2) 10' SECT 6" KOCEK LIGHTWEIGHT
316	88550300	1	STRAINER NOT PROVIDED
317	88540250	1	SUCTION HOSE COMPARTMENT (CAN ACCOMMODATE (1) 10' FOLDING & (3) PIKE POLES)
318	89988888	1	SPECIAL ITEM, SUCTION HOSE COMPARTMENT
319		1	<i>SUCTION HOSE COMPARTMENT IN HOSE BED Two (2) 10 ft. pieces of suction hose will be stored in the hose bed.</i>
320	<del>89590001</del> 89590006	1	<del>ZIAMATIC QUIC-LIFT ELECTRIC LADDER RACK</del> ZIAMATIC QUIC-LIFT ELECTRIC LADDER RACK, EXTEND DOWN ***Rev C 10/16/20***
321			<i>Location = Left Side of Body To accommodate 30' and 14' ladders</i> <b>LAS-XT-XXX (1) AX XXXXXXXX</b>  <i>Switch at the rear of the body, above DOT lighting= IC style (1) AX XXXXXXXX</i> ***Rev C 10/16/20***
322	89530250	1	LADDER RACK ALARM, LEO LA20
323	89011500	1	ALCO-LITE <del>PEL-24 24' 2 SEC</del> & PRL-14 14' ROOF & 10' FOLDING
324	89088888	1	SPECIAL ITEM, 30 FT 3 SEC EXT LADDER
325		1	<i>Replace the 24 FT extension ladder with a 30 FT 3 section extension ladder. To be placed on left side of vehicle.</i> PEL3-30 <b>AX 10036350</b>
326	84550199	1	LICENSE PLATE BRACKET - NOT PROVIDED
<b>ELECTRICAL</b>			
327	84511100	1	BODY ELECTRICAL DESCRIPTION
328	84520000	1	BACK UP ALARM, ECCO SA917
329	85010302	1	TAILLIGHTS, WHELEN 600 SERIES, LED STOP/TAIL/TURN/REVERSE, QUAD HOUSING (PAIR)
330	85110100	1	ICC LIGHTS, LED
331	85510200	1	STEP LIGHTS, LED, WHELEN 2G AT PUMP PANEL & REAR BODY
332	85710010	1	UNDERCARRIAGE GROUND LIGHTS, LED
333	86520300	1	REAR WORK LIGHTS, (2) FIRETECH WL-2000-F-B, LED
334			<i>Switched = Overhead Console Position #1 Reverse Activated</i>

Line	Item #	Qty	Item Description/Comments
			<b>***Rev C 10/16/20***</b>
335	86600000	1	OPTICAL WARNING SYSTEM, UPPER
336	86610110	1	UPPER WARNING LIGHTS, ZONE A (FRONT), WHELEN FREEDOM IV 72" LED LIGHT BAR, F4N7QLED, 10 MODULES
337		1	Zone A, Upper Light bar Color / Details = Color = 8 Red, 2 White Lens Color = Clear
338			
339	86699999	1	UPPER WARNING LIGHTS, ZONE B (OFFICER'S SIDE), COVERED BY ZONES A & C
340	86710105	1	UPPER WARNING LIGHTS, ZONE C (REAR), WHELEN LED BEACONS, L31 (PAIR)
341		1	Zone C, Upper Rear Beacon Color/Details = Color = Red Lens Color = Red
342	86899999	1	UPPER WARNING LIGHTS, ZONE D (DRIVER'S SIDE), COVERED BY ZONES A & C
343	87100000	1	OPTICAL WARNING SYSTEM, LOWER
344	87110110	1	LOWER WARNING LIGHTS, ZONE A (FRONT), WHELEN 600 SUPER LED, 60*02F*R (QTY 4)
345		1	Zone A, Lower Warning Light Color, Lens Color, Details = Color = Red Lens Color = Red
346	87811130	1	LOWER, ZONE A - MOUNTING LOCATION (DUAL HOUSINGS)
347		1	Zone A, Lower - Front, Mounting Location = (2) Warnings in top headlight housing, each side.
348	87210100	1	LOWER WARNING LIGHTS, ZONE B (OFFICER'S SIDE), WHELEN 600 SUPER LED, 60*02F*R (QTY 2), ION T-SERIES LED, TLI* (QTY 1)
349		1	Zone B, Lower Officer's Side Warning Light Color, Lens Color, Details = Color = Red Lens Color = Red  TLIR Color = Red Lens Color = Clear
350	87812110	1	LOWER, ZONE B - MOUNTING LOCATION (PUMPERS, TANKERS, RESCUES)
351		1	Zone B, Lower - Officer's Side, Mounting Location = (1) Warning Light near the front corner of the Apparatus. (1) Warning Light near the rear Axle. (1) Warning Light near the rear corner of the Apparatus. Reference Shop Order Drawing for lights and placement.
352	87310100	1	LOWER WARNING LIGHTS, ZONE C (REAR), WHELEN 600 SUPER LED, 60*02F*R (QTY 2)

Line	Item #	Qty	Item Description/Comments
353		1	Zone C, Lower Rear Warning Light Color, Lens Color, Details = Color = Red Lens Color = Red
354	87410100	1	<b>LOWER WARNING LIGHTS, ZONE D (DRIVER'S SIDE), WHELEN 600 SUPER LED, 60*02F*R (QTY 2), ION T-SERIES TLI* (QTY 1)</b>
355		1	Zone D, Lower Driver's Side Warning Light Color, Lens Color, Details = Color = Red Lens Color = Red  TLIR Color = Red Lens Color = Clear
356	87814110	1	<b>LOWER, ZONE D - MOUNTING LOCATION (PUMPERS, TANKERS, RESCUES)</b>
357		1	Zone D, Lower - Driver's Side, Mounting Location = (1) Warning Light near the front corner of the Apparatus. (1) Warning Light near the rear Axle. (1) Warning Light near the rear corner of the Apparatus. Reference Shop Order Drawing for lights and placement.
358	87537732	2	<b>ADDITIONAL WARNING LIGHTS, WHELEN 600 SUPER LED, 60*02F*R (PAIR) (2)</b> <b>***Rev A 8/14/20***</b>
359			Location = 1 Pair = Under Pump Step, 1 each side  Color = Red Lens Color = Red  1 Pair = Rear of Body, Mid Height, 1 each side  Color = Amber Lens Color = Amber <b>***Rev C 10/16/20***</b>
360			<i>Rear of body mid height amber lights sync with the bottom rear red warning lights in an alternating crisscross flash pattern.</i> <b>***Rev C 10/16/20***</b>
361	87040000	1	<b>TRAFFIC ADVISOR, WHELEN LED, TAL65 36"</b> <b>***Rev A 8/14/20***</b>
362	87088888	1	<b>SPECIAL ITEM, 8" DEEP TREADPLATE STEP OVER TRAFFIC ADVISOR</b> <b>***Rev C 10/16/20***</b>
363	88391200 88388888	1	<b>SCENE LIGHT, WHELEN PIONEER PFH2, 12V LED, BROW (1)</b> <b>SPECIAL ITEM, BROW FT-MB-2.18-FT-W</b> <b>***Rev C 10/16/20***</b>
364		1	Scene Light Details = <i>18 LED double stack mini brow (36 LEDs). 21" length. 19,008 lm. Combo 10/60° FT optic.</i> Switched = Overhead Console Position #1 Brow Scene Light Housings Color= White <b>***Rev C 10/16/20***</b>
365	88391230	2	<b>SCENE LIGHT, WHELEN PIONEER PFH2, 12V LED, TELESCOPIC W/SWITCH (2)</b> <b>***Rev A 8/14/20***</b>

Line	Item #	Qty	Item Description/Comments
366			Location = Back of Cab, Flush with Top and Side of Cab Switched = Light Heads Only Scene Light Housings Color= White
367	86537816 86588888	≈ 6	<del>SCENE LIGHTS, WHELEN M9 LED, SURFACE MOUNT (PAIR) (2)</del> SPECIAL ITEM, SCENE LIGHT FT-GESM GUARDIAN ELITE (6) ***Rev A 8/14/20***
368		1	Light Mounting Location & Switching =  1 pair Located = Raised Roof of Cab, 1 each side 1 pair Located = Upper Pump Dunnage, 1 each side Switched = Overhead Console Position #1 Left Scene, Right Scene  1Pair Located = Rear of Body Switched = Overhead Console Position #1 Rear Scene Reverse Activated  Bezel = Chrome ***Rev A 8/14/20***
369	86588888	1	<del>SPECIAL ITEM, 46 INCH FIRETECH SCENE LIGHTING X 2</del> Deleted ***Rev C 10/16/20***
370	89910010	1	CORROSION REDUCTION PROGRAM (PROPOSALS)
<b>PAINT AND GRAPHICS</b>			
371	90010020	1	PAINT SCHEME
372	90030005 90030010	1	<del>TWO TONE CAB TO BOTTOM OF WINDSHIELD</del> TWO TONE CAB & BODY ***Rev A 8/14/20***
373		1	Paint Break Option = #2 ***Rev C 10/16/20***  Body Paint Break = Drip Edge  Upper Color for Two Tone Paint = White Lower Color for Two Tone Paint = Red ***Rev A 8/14/20***
374	90030154	1	PAINT FRAME RAILS & BODY REAR DROP - BLACK
375	90510160	1	4" LETTERING, SCOTCHLITE, UP TO 40
376		1	List Special Lettering/Striping Details = Per Customers Specifications
377	90530210	20	ADDITIONAL 4" SCOTCHLITE LETTERS (EACH) (20)
378	90530230	10	ADDITIONAL 8" SCOTCHLITE LETTERS (EACH) (10)
379	90588888	12	ADDITIONAL 12" SCOTCHLITE LETTERS (EACH) ***Rev C 10/16/20***
380	90610300	1	8" SCOTCHLITE STRIPE AROUND TRUCK

Line	Item #	Qty	Item Description/Comments
381	90630100	2	1" SCOTCHLITE STRIPE ABOVE OR BELOW - EACH ***Rev C 10/16/20***
382	90574100	1	INSTALL FIRE DEPT EMBLEMS (Pair) ***Rev C 10/16/20***
383	90680120	1	CHEVRON STRIPING, REAR BODY OUTBOARD, REFLEXITE
384		1	<i>Chevron Striping, Rear Body Color = #030 Red Transparent &amp; #L2-Fluorescent Lime- #L1 Fluorescent Yellow.</i> ***Rev C 10/16/20***
385	91010000	1	MISC EQUIP - (1) PINT TOUCH-UP PAINT, STAINLESS STEEL NUTS & BOLTS
386			<i>Ship loose items: Pint touch-up paint, 1 per color Stainless steel nuts &amp; bolts Fire extinguisher Warning triangles First aid kit Auto Eject 120V plug end Auto Eject Air female adapter Adapters</i>
387	91030700	1	ZIAMATIC SAC-44 FOLDING WHEEL CHOCKS (PAIR) MTD W/ SQCH-44H HOLDERS
388		1	<i>Wheel Chock Mounting Locations = Under L1 Compartment</i>
389	99010000	1	MANUALS (1-PRINTED & 1-USB) WITH DVD
390	10000215	1	STD WIRING SCHEMATIC
391	99031105	1	PICK-UP UNIT AT FACTORY
392	99510000	1	WARRANTY, ONE YEAR
393	PDB000231	1	DEALER SUPPLIED - SENSIBLE PRODUCTS MOUNTING
394	PDB001357	1	DEALER SUPPLIED - RESCUE TOOL PACKAGE