

MAIN HOSEBED
200' OF 1.75" PRE-CONNECT
200' OF 1.75" PRE-CONNECT
200' OF 2.5" PRE-CONNECT
1,000' OF 5"
200' OF 2.5"
200' OF 1.75"
200' OF 2.5"

LEFT SIDE COMPARTMENTS			
COMPT	DOORS	INSIDE DIMENSIONS	VOLUME
L1	HINGED	36 1/2" w X 66" h X 23 3/4" d (12" d upper)	27.0 CU. FT.
L2	HINGED	62" w X 35 7/8" h X 12" d	15.4 CU. FT.
L3	HINGED	54" w X 66" h X 23 3/4" d (12" d upper)	40.0 CU. FT.

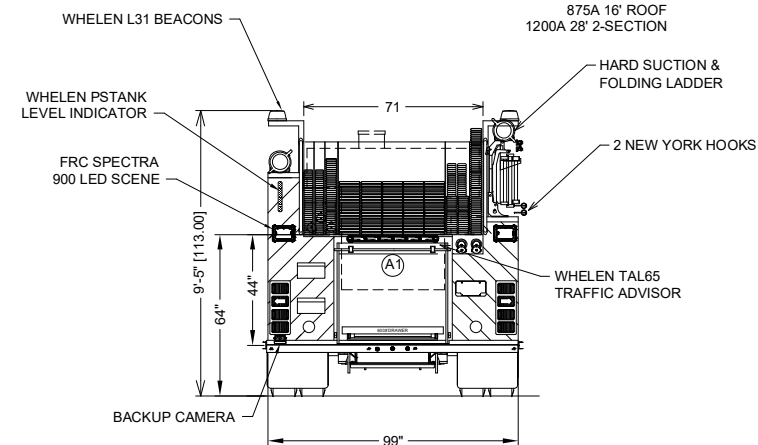
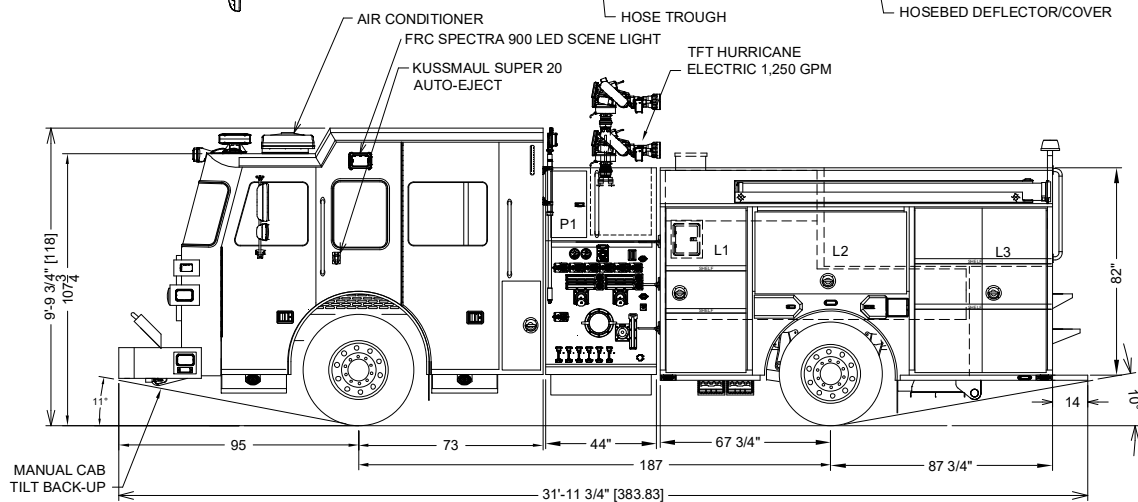
RIGHT SIDE COMPARTMENTS			
COMPT	DOORS	INSIDE DIMENSIONS	VOLUME
R1	HINGED	36 1/2" w X 50 1/2" h X 23 3/4" d	25.3 CU. FT.
R2	HINGED	62" w X 35 7/8" h X 12" d	8.7 CU. FT.
R3	HINGED	54" w X 50 1/2" h X 23 3/4" d (12" d upper)	32.1 CU. FT.

REAR STEP COMPARTMENTS			
COMPT	DOORS	INSIDE DIMENSIONS	VOLUME
A1	ROLL-UP	40" h X 47" w X 30 3/4" d	3.5 CU. FT.

PUMP MODULE COMPARTMENT			
COMPT	DOORS	INSIDE DIMENSIONS	VOLUME
P1	HINGED	26.5" h X 17" w X 74" d	19.2 CU. FT.

TOTAL STORAGE: 201.4 CU. FT.

DUO SAFETY LADDERS
10' FOLDING
875A 16' ROOF
1200A 28' 2-SECTION



DIMENSIONS SHOWN ON THIS DRAWING ARE APPROXIMATE AND ARE SUBJECT TO MINOR DEVIATIONS DURING CONSTRUCTION.

IN THE EVENT OF A DISCREPANCY BETWEEN THE SUTPHEN SPECIFICATIONS AND DRAWING, THE SUTPHEN SPECIFICATIONS SHALL PREVAIL.

DRAWING IS FOR REFERENCE ONLY. SOME ITEMS PROPOSED MAY NOT BE SHOWN OR NOTED.

CUSTOMER APPROVAL	
NAME:	
TITLE:	
DATE:	

REV.	DESCRIPTION	BY	DATE
-	-	-	-

THIS PRINT IS PROVIDED ON A RESTRICTED BASIS AND IS NOT TO BE USED IN ANY WAY DETRIMENTAL TO THE INTEREST OF SUTPHEN CORPORATION.

DRAWN BY:	APF
DATE:	02/04/2021
MFG. FACILITY:	HILLIARD

	VALPARAISO FIRE DEPT.
	VALPARAISO, IN
DWG. NO.:	HS-7004-5



Sutphen

Component Report

Dealership: Herb Fire 4 (Paul Werner)

HS-7004-7005 Valparaiso Fire Dept, IN Customized Pumper

Order#: SOB002757

Contact: Jon Daly

Position: Asst Chief

Phone: 219-462-8325

Mobile:

Email: jdaly@valpo.us

Bill To

Customer: Valparaiso Fire Dept
Contact: Jon Daly, Asst Chief
Address: 2605 Cumberland Dr
Valparaiso, IN 46383

Ship To

Customer: Same as Bill-to
Contact: Jon Daly, Asst Chief
Address: 2605 Cumberland Dr
Valparaiso, IN 46383

Comments

Project Coordinator: Adam Fout
Sales Person: Paul Werner
Revision Level: **A.0 2/5/2021**
Truck Type: Custom Pumper
Body Facility: Hilliard

Line	Item #	Qty	Item Description/Comments
1		1	**ENG Facility = Hilliard
2		1	**ENG Truck Series = Customized
3		1	**ENG Pump Module Series = Customized Module
4		1	**ENG Electrical System = Point-to-Point
5	10000215	1	STD WIRING SCHEMATIC
6	10001200	1	APPARATUS OVERALL HEIGHT = 9' - 10"
7	10001220	1	**REV A.0** APPARATUS OVERALL LENGTH = 32' - 0"
CHASSIS			
8	10010006	1	CHASSIS, CUSTOM
9	51070195	1	WHEELBASE = 187
10		1	**ENG AF Number = 54
11		1	**ENG PA Number = 91.75
12	25010100	1	FRAME, 10" DOUBLE RAILS, SINGLE AXLE (50K PSI)


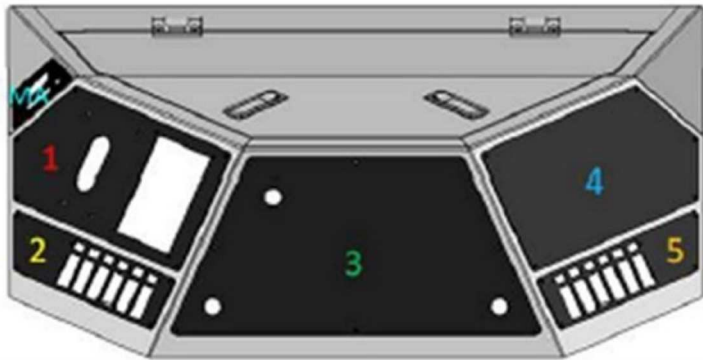
Line	Item #	Qty	Item Description/Comments
13	45010001	1	FRONT TOW EYES, BELOW BUMPER
14	45010015	1	FRONT TOW EYE FINISH, PAINTED
15	46010000	1	REAR TOW EYES
16	40010250	1	STEERING - ROSS TAS-85
17	22010000	1	DRIVE LINE, SPICER, 1710 SERIES
18	23014130	1	ENGINE, CUMMINS L 9 450HP DOC-DPF-DEF-SCR OBD
19	23029100	1	ENGINE WARRANTY, 5 YEAR, 100,000 MILES FOR CUMMINS L9
20	23030006	1	AIR INTAKE/EMBER SEPARATOR
21	23031173	1	FUEL FILTER/WATER SEPARATOR, PRIMARY, FLEETGUARD, FS1098
22	23031210	1	FUEL FILTER, SECONDARY, FLEETGUARD, FF63009
23	47012430	1	TRANSMISSION, ALLISON GEN 5, EVS3000
24	23110005	1	JACOBS ENGINE BRAKE FOR CUMMINS L ENGINES
25	47024050	1	TRANSMISSION COOLER
26	47030000	1	ALLISON TOUCH PAD SHIFTER
27		1	**ENG Shifter Pad Gearing = 5 Gears open, 6th Gear locked.
28	21021200	1	COOLING SYSTEM
29	21030000	1	FAN CLUTCH
30	21030200	1	RADIATOR COOLANT RECOVERY, PRESSURIZED SYST
31	26010010	1	FUEL TANK, STAINLESS STEEL, 65 GAL
32	26030000	1	FUEL FILL
33	26030100	1	FUEL COOLER
34	24040000	1	DIESEL EXHAUST FLUID TANK
35		1	**ENG DEF Access = Hinged Door For DEF Access.
36	13010205	1	ALTERNATOR, LEECE NEVILLE 320 AMP 4962PA
37	13030100	1	LOW VOLTAGE ALARM, FLOYD BELL TXB-V86-515-QF
38	15010500	1	BATTERIES, INTERSTATE TYPE 31 MHD (4)

Line	Item #	Qty	Item Description/Comments
39	15031700	1	BATTERY JUMPER TERMINALS
40	15030450	1	120V SHORELINE INLET, KUSSMAUL SUPER 20 AUTO EJECT W/ BUILT IN BAR GRAPH DISPLAY
41		1	**ENG Shoreline Inlet Location = Driver's side of Cab, standard location.
42		1	**ENG Shoreline Cover Color = Red.
43	15040100	3	**REV A.0** 120V OUTLET WIRED TO SHORELINE INLET - EA (3)
44		1	**ENG Nema Number = 5-20 House Plug Duplex.
45		1	**ENG Outlet Locations = (2) in the EMS cabinet above top shelf, (1) on the floor behind officer seat
46	15031565	1	BATTERY CHARGER, KUSSMAUL LPC 40
47		1	**ENG Battery Charger Note: Body Facility to provide/install battery charger & Auto Eject (if applicable)
48	15088888	1	**REV A.0** INVERTER, KUSSMAUL 817-2000
49		1	**ENG There shall be a Kussmaul 2000 watt inverter with built in transfer switch provided and installed in the cab between the driver and crew seat on the floor. This allows the shoreline power outlets to be powered by the 12V truck system when truck in not plugged in at the station. Inverter should turn on automatically with ignition. Body facility will install the inverter.
50	14022120	1	FRONT AXLE, HENDRICKSON STEERTEK NXT 20,000 LB.
51	41022120	1	SUSPENSION FRONT 20,000 LBS. (4) 56" LEAFS
52	41040510	1	STEER ASSIST
53	43010305	1	FRONT TIRES GOODYEAR 385/65R22.5 LRJ G296 22.5 x 12.25 WHEELS
54	14510520	1	REAR AXLE, MERITOR RS-24-160 24,000 LB.
55	14530100	1	TOP SPEED, 68 MPH
56	42010010	1	SUSPENSION REAR FIREMAAX 24,000 LBS. AIR RIDE
57	44010320	1	TIRES, REAR, GOODYEAR 12R22.5 LRH G622 MUD & SNOW 24,000 - 27,000 GVWR
58	42910300	1	TIRE PRESSURE MONITOR, QUICK PRESSURE
59	44210100	1	WHEELS, ALUM, ACCURIDE (max 27K rear)
60	44270100	1	HUB COVERS, FRONT & REAR, POLISHED STS (Single Axle)
61	44270300	1	CHROME LUG NUT CAPS, FRONT & REAR (Single Axle)

Line	Item #	Qty	Item Description/Comments
62	44271100	1	MUD FLAPS, FRONT (PAIR)
63	44271200	1	MUD FLAPS, REAR (PAIR)
64	16010009	1	BRAKES MERITOR SCAM 6" FRONT, SCAM 7" REAR
65	18010041	1	AIR BRAKE SYST 4 TANKS WABCO 1200 DRYER
66	18020000	1	CENTRAL LOCATION FOR AIR TANK DRAINS
67		1	**ENG Driver side, below pump module.
68	18030140	1	AIR INLET CONNECTION
69		1	**ENG Standard Air Inlet Location = Left hand side of Driver's step well.
70	18220500	1	NO ELEC STABILITY CONTROL SYS
71	18110000	1	WABCO 4 CHANNEL ANTI-LOCK BRAKES
72	53510000	1	COMPRESSION FITTINGS ON AIR SYSTEM (CHASSIS)
73	54010000	1	MISCELLANEOUS ITEMS ON CHASSIS
CAB			
74	11023250	1	CAB TSAL4E 73" 10" RR 1/2
75	11030025	1	CAB CERTIFICATION - STRUCTURAL INTEGRITY
76	11030950	1	CAB LOCKDOWN LATCHES
77	11031025	1	CAB TILT SYSTEM, AIR CONTROL VALVE
78		1	**ENG Cab Tilt Controls = Officer's side Pump Panel.
79	11031100	1	MANUAL BACK-UP TILT SYSTEM
80	11031350	1	CAB DOORS, FULL LENGTH (4)
81	11031385	1	CAB STEPS, LOWER GRIP STRUT, INTERMEDIATE DIAMONDPLATE
82	11031390	1	AUXILIARY CAB STEPS, ALUM, GRIP STRUT (SET OF 4)
83	11031395	1	**REV A.0** CAB STEP LIGHTING, TECNIQ E44 LED STRIP LIGHTS
84	11031419	1	CAB DOOR WINDOWS, MANUAL (4)
85	11031401	1	CAB SIDE WINDOWS, FIXED, BOTH SIDES
86	11031460	1	NO WINDOWS, BACK WALL OF CAB

Line	Item #	Qty	Item Description/Comments
87	52010010	1	ELECTRIC INTERMITTENT WIPERS
88	52030200	1	WINDSHIELD WASHER RESERVOIR
89	38010015	1	MIRRORS LANG MEKRA 300 SERIES REMOTE
90	11024410	1	UPPER GRILLE, TUBULAR STYLE FACADE (L9)
91	11024500	1	**REV A.0** FLAMING "S" LOGO, UPPER GRILLE, REFLECTIVE RED
92	11024602	1	LOWER GRILLE, POLISHED STAINLESS, FOR TUBULAR GRILLE (L9)
93	20012220	1	BUMPER, 24" FORMED STEEL CHANNEL, PAINTED
94		1	**ENG Siren Speaker Perforations = No Speaker Perforations in Bumper.
95	20029830	1	BUMPER SIDES, PAINTED STEEL, W/POCKET (12-24" EXTENSION)
96	20040215	1	STORAGE WELL, DEEP CENTER, FULL WIDTH (24" BUMPER)
97	20030120	1	STORAGE WELL COVER, TREADPLATE, 4" RAISE
98	20030510	1	CUT-OUT IN STORAGE WELL COVER
99		1	**ENG Cut-Out for Treadplate Storage Well Cover = Half Circle cutout for 1.75" Hose
100	12010500	1	AIR HORNS, DUAL, GROVER #2040 RECTANGULAR
101		1	**ENG Air Horns Location: Inboard, (1) each side.
102	12030010	1	AIR HORNS CUTOUTS IN BUMPER, BEHIND PERFORATIONS (L9 STYLE)
103	12030350	1	LANYARD CONTROL FOR AIR HORNS
104	12510110	1	ELEC SIREN, WHELEN 295HFS2, REMOTE FLUSH MOUNT
105	12620200	1	SIREN SPEAKER, 100W, WHELEN, SA314B, BLACK FINISH
106	12670110	1	SIREN SPEAKER(S) INSTALLED BEHIND CAB GRILLE
107	12710100	1	SIREN, FEDERAL Q2B, GRILLE MOUNT
108	12730205	1	MECH SIREN WIRED TO STEERING WHEEL BUTTON
109	12730350	1	MOMENTARY SWITCH ON DASH, OFFICER'S SIDE, FOR MECH SIREN
110	32520520	1	HEADLIGHTS, LED, FIRETECH FT-4X6, DUAL STS HOUSINGS
111		1	**ENG Headlight Interior Finish = Chrome.
112	48010300	1	FRONT TURN SIGNALS, WHELEN 400 SERIES LED (4)

Line	Item #	Qty	Item Description/Comments
113	32530750	1	ICC, ROOF MOUNTED MARKERS, GROTE
114	27022120	1	HANDRAILS, CAB EXTERIOR, KNURLED STAINLESS STEEL (4) SIDE
115	27030615	1	COAT HOOKS ON UPPER GRAB HANDRAILS, DRIVER'S SIDE (2)
116	27030655	1	COAT HOOKS ON UPPER GRAB HANDRAILS, OFFICER'S SIDE (2)
117	27030710	1	HANDRAILS, FRONT OF CAB, KNURLED STAINLESS STEEL (PAIR)
118	27025000	1	HANDRAILS, CAB INTERIOR, BLACK RUBBER COATED (2) FRONT ENTRY
119	27030120	1	HANDRAILS, REAR CAB INTERIOR DOOR, BLACK RUBBERIZED (2) AND KNURLED STS AT WINDOW (2)
120	11032010	1	EXTERIOR COMPT, SIDE OF EXT CAB, 38" H, DS
121	11032450	1	COMPT DOOR LOCK - NOT PROVIDED
122	11032110	1	OPENING TO DRIVER'S SIDE CREW SEAT COMPT
123	11032060	1	EXTERIOR COMPT, SIDE OF EXT CAB, 38" H, OS
124	11032450	1	COMPT DOOR LOCK - NOT PROVIDED
125	11032120	1	OPENING TO OFFICER'S SIDE CREW SEAT COMPT
126	11035420	1	DIAMONDPLATE CAB ROOF 30" x FULL WIDTH
127	31010287	1	INTERIOR, MULTISPEC GRAY SPECKLE PAINT W/GRAY-BLACK DURAWEAR
128	11032929	1	DOOR PANEL, FULL STS
129	11032955	1	**REV A.0** REFLECTIVE MATL, INTERIOR CAB DOORS, REFLEXITE
130		1	**ENG Reflective Striping Color = #030 Red Transparent & #L2 Fluorescent Lime. Match HS-6146
131		1	**ENG Reflective Striping Verbiage = Sutphen
132	31010290	1	CAB INTERIOR FLOOR COVERING, GRAY RUBBERIZED
133	22510100	1	ENGINE ENCLOSURE, FULL LENGTH
134	22510530	1	ENGINE ENCLOSURE COVERING, SCORPION BLACK URETHANE BLEND
135	11031681	1	TOOL MOUNTING PLATE, TOP OF ENGINE ENCLOSURE
136	22610050	1	**REV A.0** ENGINE HOOD LIGHT, LED (1)
137	11031515	1	COMPUTER TRAY W/STATIONARY STORAGE
138	11031702	1	UPPER CREW DOOR AREA, GLOVE BOX HOLDERS (FLAT BACK)

Line	Item #	Qty	Item Description/Comments
139	29810100	1	CHASSIS ELECTRICAL DESCRIPTION
140	30010130	1	INSTRUMENTATION, AMETEK W/ CENTER & OVERHEAD CONSOLES
			Upper Command Console: 
141		1	**ENG Overhead Console Panel's Finish: Black Wrinkle.
142		1	**ENG Overhead Console Position 1 - Switch #1: Master Emergency - Switch #2: Left Scene - Switch #3: Front Scene - Switch #4: Right Scene - Switch #5: Rear Scene
143		1	**REV A.0** **ENG Overhead Console Position 2 - Camera Monitor
144		1	**ENG Overhead Console Position 3 -HVAC controls.
145		1	**ENG Overhead Console Position 4 -Chassis indicators. -Seat belt monitor.
146		1	**ENG Overhead Console Position 5 -Blank.
147		1	**ENG Overhead Console Position 6 -Blank.
148		1	**ENG Overhead Console Position 7 -Blank.
149	30010500	1	LOWER COMMAND CONSOLE, L9 & X12
			Lower Command Console (9L & 12L engines): 

Line	Item #	Qty	Item Description/Comments
150		1	**ENG Lower Command Console Finish: Black Urethane.
151		1	**ENG Lower Console Panel's Finish: Black Wrinkle.
152		1	**ENG Lower Console Position 1 -Pump Shift -Trans. Shift
153		1	**REV A.0** **ENG Lower Console Position 2 -Switch #1: Jake On/Off. -Switch #2: Low/Med/High. -Switch #3: High Idle. -Switch #4: Horn Selector Switch. -Switch #5: Q2B Brake
154		1	**ENG Lower Console Position 3 -Traffic Advisor -Electronic siren (Down Low) -Parking brake knob -(2) 12v Sockets (Locations called out below) -(2) Dual USB Sockets (Locations called out below)
155		1	**ENG Lower Console Position 4 -Blank.
156		1	**ENG Lower Console Position 5 -Switch #1: Master Emergency -Switch #2: Q2B Siren -Switch #3: Siren Brake
157	30010610	1	CAB PUMP SHIFT, ELECTRIC W/YELLOW KNOB
158	29930200	1	MAPBOOK SLOT ON BREAKER PANEL
159	29910100	1	PROGRAMMABLE LOAD MANAGER, CLASS-1 SUPERNODE II
160	30031100	1	HIGH IDLE SWITCH
161	30031776	2	12V POWER POINTS, (2)
162		1	**ENG Power Point Location #1: Lower Console Position 3, Driver's corner.
163		1	**ENG Power Point Location #2: Lower Console Position 3, Officer's corner.
164	30031802	3	12V DUAL PORT USB POWER POINTS, (3)
165		1	**ENG USB Power Point Location #1: Lower Console Position 3, Driver's corner.
166		1	**ENG USB Power Point Location #2: Lower Console Position 3, Officer's corner.
167		1	**ENG USB Power Point Location #2: Forward of the officer, next to computer tray.
168	30038888	1	**REV A.0** SPECIAL ITEM, SEPARATE FUSES ON 12V POWER POINTS

Line	Item #	Qty	Item Description/Comments
169			**ENG 3 fuses total. Two on the driver side on one fuse, two on the officer side one fuse and one near the computer tray on its own fuse.
170	11040000	1	CAB ACCESSORY FUSE PANEL
171	84541540	1	POWER & GROUND STUDS, UPPER COMMAND CONSOLE
172		1	**ENG Requirements (AMPS) for Power/Ground Studs in Upper Command Console: (1) 12-volt 60-amp, direct to the battery. (1) 12-volt 30-amp controlled by the ignition switch. (1) 12-volt 125-amp ground.
173	84541545	1	POWER & GROUND STUDS, LOWER COMMAND CONSOLE
174		1	**ENG Requirements (AMPS) for Power/Ground Studs in Lower Command Console: (1) 12-volt 60-amp, direct to the battery. (1) 12-volt 30-amp controlled by the ignition switch. (1) 12-volt 125-amp ground.
175	30110000	1	VEHICLE DATA RECORDER, AKRON/WELDON
176	33510030	1	INTERIOR CAB LIGHTS, WHELEN 6" ROUND RED/CLEAR LED (2)
177	34010030	1	INTERIOR CREW LIGHTS, WHELEN 6" ROUND RED/CLEAR LED (2)
178	28010740	1	DEFROSTER, HEATER & A/C (TM-21)
179	28090003	1	HEAT TO FEET
180	28030500	1	DEFROSTER DUCTWORK, ENTIRE WINDSHIELD
181	11031687	1	TOP HEAT/AC STORAGE, TOOL MOUNTING PLATE, 25" x 19.5"
182	38510104	1	DRIVER'S SEAT, BOSTROM SIERRA HIGH BACK ABTS AIR RIDE (DURAWEAR PLUS, LOW SEAM)
183	38320000	1	HELMET STORED IN COMPARTMENT
184	39010118	1	OFFICER'S SEAT, BOSTROM TANKER 450, ABTS SCBA (DURAWEAR PLUS, LOW SEAM)
185	39030010	1	OFFICER'S SEAT COMPT, OPEN FRONT
186	38320000	1	HELMET STORED IN COMPARTMENT
187	39521129	1	CREW SEAT 1, BOSTROM TANKER 450, ABTS SCBA (DURAWEAR PLUS, LOW SEAM)
188	38320000	1	HELMET STORED IN COMPARTMENT
189	39521130	1	CREW SEAT 2, BOSTROM TANKER 450, ABTS SCBA (DURAWEAR PLUS, LOW SEAM)
190	38320000	1	HELMET STORED IN COMPARTMENT
191	11038888	1	EMS CABINET, CUSTOM FULL HEIGHT, FORWARD FACING, DOUBLE ON CREW SEAT RISER (RAISED ROOF)
192		1	**ENG The middle ems cabinet in place of position 3/4 shall be a true full height, extending from seat riser to ceiling and approximately 6" deeper than the seat riser. meaning it will hang over the

Line	Item #	Qty	Item Description/Comments
			seat riser by 6". 46" wide x 24" deep x 60" tall approximately
193	11032240	1	INTERIOR ACCESS, ROLL-UP DOOR, ROM
194	11032450	1	COMPT DOOR LOCK - NOT PROVIDED
195	11032312	1	ADJUSTABLE SHELVES, EMS COMPT (2)
196	39528888	1	**REV A.0** SPECIAL CREW POSITION 5 (Forward Facing, Driver's Side/Outboard), CUSTOM FORWARD FACING SINGLE EMS CABINET, FULL HEIGHT, STANDARD DEPTH, MATCHING SEAT RISER DEPTH
197	39588888	1	SPECIAL ITEM, WEBBING WITH PLASTIC BUCKLES FOR EMS CABINET, POS 5
198	39588888	1	SPECIAL ITEM, (1) ADJ. SHELF FOR EMS CABINET, POS 5
199	38320000	1	HELMET STORED IN COMPARTMENT
200	39528888	1	**REV A.0** SPECIAL CREW POSITION 6 (Forward Facing, Officer's Side/Outboard), CUSTOM FORWARD FACING SINGLE EMS CABINET, FULL HEIGHT, STANDARD DEPTH, MATCHING SEAT RISER DEPTH
201	39588888	1	SPECIAL ITEM, WEBBING WITH PLASTIC BUCKLES FOR EMS CABINET, POS 6
202	39588888	1	SPECIAL ITEM, (1) ADJ. SHELF FOR EMS CABINET IN POS 6
203	38320000	1	HELMET STORED IN COMPARTMENT
204	39550100	1	SEAT COLOR, GRAY
205	39610000	3	SCBA BRACKETS, BOSTROM, SECURE ALL (3)
206	38410000	1	SEAT BELT WARNING SYSTEM, AKRON / WELDON
207	39710018	1	**REV A.0** CREW SEAT COMPT, OPEN FRONT, W/WEBBING (73" CAB)
208		1	**ENG Webbing with plastic buckles, 2 pieces full width across
209	11031740	1	OVERHEAD STORAGE, FRONT OF 10" RR W/NET
210		1	**ENG Black plastic buckles. Rocker switch for compartment light.
211	84541700	1	INSTALLATION OF CUSTOMERS 2-WAY RADIO ANTENNA (1)
212		1	**ENG Antenna Termination Location #1 = Below the officer seat
213	84530288	1	SPECIAL INTERCOM SIGTRONICS WIRED 4 POSITION SYSTEM
214		1	**ENG A Sigtronics hard wired headset system shall be provided and installed. There shall be five (5) jacks and four (4) headsets. A headset and jack shall be provided for each of the four (4) seats in the cab. A jack shall be provided at the pump panel. The driver and officer's headset shall be interfaced with the radio. Interface cable to terminate below the officer seat. Driver, officer and

Line	Item #	Qty	Item Description/Comments
			pump panel to have interface push buttons. All headsets to be model SE-8 with volume control knows only. Radio interface will be through push buttons on the base stations. Match the mounting location on HS-6146. Crew seat headset will mount outboard on the pillars with yellow NFPA hooks.
215		1	**ENG Intercom Special Requirements (Radio Interface, Etc.) Remote head radio, Motorola APX4500
216	84561010	1	CAMERA SYSTEM, FRC, INVIEW TRUEVIEW, SINGLE CAMERA (WIRED)
217		1	**ENG Camera Mounting Location: Rear of Body, driver side below taillight housing
218		1	**ENG Monitor Location: Overhead Console Panel 2
PUMP & PLUMBING			
219	60012300	1	QMAX-1500 GPM 6" SUCTION SINGLE STAGE PUMP
220	60025000	1	GEARBOX, HALE, G-SERIES, REAR MOUNTED
221	60026000	1	PUMP PACKING, HALE
222	60031005	1	ALLOY ANODES, HALE
223	60035121	1	PUMP TEST, MISTRAS GROUP, INC
224	61510000	1	AUXILIARY COOLER (HEAT EXCHANGER)
225	62010002	1	STAINLESS STEEL PIPING
226	66020100	1	3" TANK TO PUMP W/CHECK VALVE
227	61720100	1	VALVE, AKRON HEAVY DUTY
228	61770120	1	ACTUATOR, VALVE, PUSH/PULL HANDLE, INNOVATIVE CONTROLS
229	73010200	1	TANK FILL 2"
230	61720100	1	VALVE, AKRON HEAVY DUTY
231	61770120	1	ACTUATOR, VALVE, PUSH/PULL HANDLE, INNOVATIVE CONTROLS
232	61020005	1	PRESSURE GOVERNOR, FIRE RESEARCH, PUMP BOSS
233	61210410	1	**REV A.0** INTAKE PRESSURE CONTROL, TFT A1831
234	63021100	1	6" MAIN SUCTION, LEFT SIDE
235	65030000	1	2.5" LEFT SIDE INLET
236	61720100	1	VALVE, AKRON HEAVY DUTY
237	61770100	1	ACTUATOR, VALVE, SWING HANDLE


Line	Item #	Qty	Item Description/Comments
238	60036010	1	THREADS, NST
239	63025100	1	6" MAIN SUCTION, RIGHT SIDE
240	70525125	1	2.5" DISCHARGE, LEFT - POSITION 1
241	61720100	1	VALVE, AKRON HEAVY DUTY
242	61770100	1	**REV A.0** ACTUATOR, VALVE, SWING HANDLE
243	77021010	1	GAUGE, DISCH, INNOVATIVE CONTROLS 2.5"
244	61810150	1	DISCHARGE TERMINATION, 30 DEGREE ELBOW
245	60036010	1	THREADS, NST
246	70525125	1	2.5" DISCHARGE, LEFT - POSITION 2
247	61720100	1	VALVE, AKRON HEAVY DUTY
248	61770100	1	**REV A.0** ACTUATOR, VALVE, SWING HANDLE
249	77021010	1	GAUGE, DISCH, INNOVATIVE CONTROLS 2.5"
250	61810150	1	DISCHARGE TERMINATION, 30 DEGREE ELBOW
251	60036010	1	THREADS, NST
252	71025130	1	3" DISCHARGE, RIGHT - POSITION 3
253	61720110	1	VALVE, AKRON SLOW CLOSE
254	61770100	1	**REV A.0** ACTUATOR, VALVE, SWING HANDLE
255	77021010	1	GAUGE, DISCH, INNOVATIVE CONTROLS 2.5"
256	61810150	1	DISCHARGE TERMINATION, 30 DEGREE ELBOW
257	60036010	1	THREADS, NST
258	61840260	1	ADAPTER, 3" NST FE X 5" STORZ W/CAP & CHAIN, TFT
259	71025125	1	2.5" DISCHARGE, RIGHT - POSITION 4
260	61720100	1	VALVE, AKRON HEAVY DUTY
261	61770100	1	**REV A.0** ACTUATOR, VALVE, SWING HANDLE
262	77021010	1	GAUGE, DISCH, INNOVATIVE CONTROLS 2.5"


Line	Item #	Qty	Item Description/Comments
263	61810150	1	DISCHARGE TERMINATION, 30 DEGREE ELBOW
264	60036010	1	THREADS, NST
265	71530100	1	**REV A.0** DISCHARGE 2" LEFT/FRONT MAIN HOSEBED
266	61720100	1	VALVE, AKRON HEAVY DUTY
267	61770120	1	ACTUATOR, VALVE, PUSH/PULL HANDLE, INNOVATIVE CONTROLS
268	77021010	1	GAUGE, DISCH, INNOVATIVE CONTROLS 2.5"
269	61810150	1	DISCHARGE TERMINATION, STRAIGHT
270	60036010	1	THREADS, NST
271	71530100	1	**REV A.0** DISCHARGE 2" LEFT/FRONT MAIN HOSEBED
272	61720100	1	VALVE, AKRON HEAVY DUTY
273	61770120	1	ACTUATOR, VALVE, PUSH/PULL HANDLE, INNOVATIVE CONTROLS
274	77021010	1	GAUGE, DISCH, INNOVATIVE CONTROLS 2.5"
275	61810150	1	DISCHARGE TERMINATION, STRAIGHT
276	60036010	1	THREADS, NST
277	71830100	1	**REV A.0** DISCHARGE 2.5" LEFT/FRONT MAIN HOSEBED
278	61720100	1	VALVE, AKRON HEAVY DUTY
279	61770120	1	ACTUATOR, VALVE, PUSH/PULL HANDLE, INNOVATIVE CONTROLS
280	77021010	1	GAUGE, DISCH, INNOVATIVE CONTROLS 2.5"
281	61810150	1	DISCHARGE TERMINATION, DISCHARGE TERMINATION, STRAIGHT
282	60036010	1	THREADS, NST
283		1	SPECIAL ITEM, THE THREE LEFT FRON PRE-CONNECTS NEED TO BE POSITIONED AS LOW AS POSSIBLE IN THE HOSEBED. THEY WILL NEED STAGGERED TO FIT IN SINGLE STACKS
284	72030705	1	**REV A.0** DISCHARGE 2.5" VALVE 2.5" PIPE RIGHT REAR
285	61720100	1	VALVE, AKRON HEAVY DUTY
286	61770120	1	ACTUATOR, VALVE, PUSH/PULL HANDLE, INNOVATIVE CONTROLS
287	77021010	1	GAUGE, DISCH, INNOVATIVE CONTROLS 2.5"

Line	Item #	Qty	Item Description/Comments
288	61810160	1	DISCHARGE TERMINATION, 30 DEGREE
289	60036010	1	THREADS, NST
290	72030705	1	**REV A.0** DISCHARGE 2.5" VALVE 2.5" PIPE RIGHT REAR
291	61720100	1	VALVE, AKRON HEAVY DUTY
292	61770120	1	ACTUATOR, VALVE, PUSH/PULL HANDLE, INNOVATIVE CONTROLS
293	77021010	1	GAUGE, DISCH, INNOVATIVE CONTROLS 2.5"
294	61810160	1	DISCHARGE TERMINATION, 30 DEGREE
295	60036010	1	THREADS, NST
296	72230000	1	DISCHARGE 1.5" FRONT BUMPER, 2" PLUMBING
297	61720100	1	VALVE, AKRON HEAVY DUTY
298	61770120	1	ACTUATOR, VALVE, PUSH/PULL HANDLE, INNOVATIVE CONTROLS
299	77021010	1	GAUGE, DISCH, INNOVATIVE CONTROLS 2.5"
300	60036010	1	THREADS, NST
301		1	**ENG Front Bumper Swivel Location/Side = Officer's side.
302		1	**ENG Front Discharge Swivel Location/Trough = Top of Bumper.
303		1	**ENG Be sure adequate drains are used to completely drain bumper plumbing
304	72530100	1	DECK GUN DISCHARGE 3"
305	61720110	1	VALVE, AKRON SLOW CLOSE
306	61770120	1	ACTUATOR, VALVE, PUSH/PULL HANDLE, INNOVATIVE CONTROLS
307	77021010	1	GAUGE, DISCH, INNOVATIVE CONTROLS 2.5"
308	72570100	1	DECK GUN TERMINATION, THREADED
309	72555865	1	MONITOR, TFT HURRICANE, ELECTRIC 1250 GPM
310		1	**ENG Deck gun to stow below overall height of truck. One wired controller on the pump panel, one remote control
311	72555810	1	TASK FORCE TIPS EXTEND-A-GUN
312		1	**ENG Sized to allow monitor to spray over the cab.
313	72530600	1	TFT MODEL M-R 150-1000 GPM NOZZLE

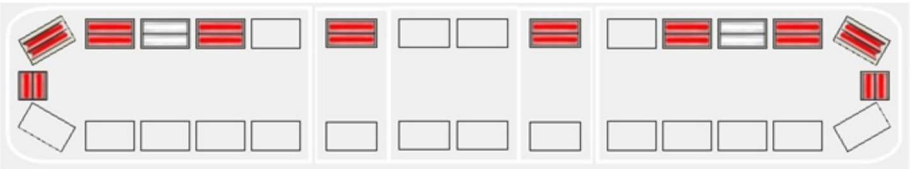
Line	Item #	Qty	Item Description/Comments
314	72810100	1	DELETE STD CROSSLAYS
315	72888888	1	**REV A.0** SPECIAL ITEM, TRANSVERSE PUMP PANEL COMPARTMENT, HINGED ACCESS PANELS
316		1	**ENG A transverse compartment shall be provided above the pump panel, forward of the dunnage area. An 12 GA SS hinged door shall be provided on each side directly above the pump panel. Hinged forward, one push latch and hold open cables.
317	61742000	1	MASTER PUMP DRAIN, MULTIPOINT
318	61730005	11	DRAIN VALVES, INNOVATIVE CONTROLS, LIFT-UP (11)
PUMP PANEL			
319	74912110	1	PS SM1 - SIDE MOUNT PUMP PANEL
320	74930510	1	PANEL FINISH, BRUSHED STS
321	74931000	1	ESCUTCHEON PLATES
322	74931050	1	**REV A.0** COLOR CODING
323		1	**ENG Deck Gun = Purple #1 Discharge = Yellow #2 Discharge = White #3 Discharge = Yellow/White #4 Discharge = Black Left Front 1 = Orange Left Front 2 = Red Left Front 3 = Blue Right Rear 1 = Green Right Rear 2 = Gray Front Bumper Discharge = Sky Blue Tank Fill = Lime Green TTP = Burgundy Inlets = Burgundy
324	74931210	1	PUMP MODULE FRAMEWORK, NON-PAINTED
325	74931310	1	PUMP FINISH, PAINTED BY PUMP MFG
326	74931520	1	PLUMBING FINISH, NON-PAINTED
327	74931620	1	EXTERIOR DUNNAGE AREA PANEL, BRUSHED STS
328	74938888	1	DUNNAGE AREAS, OUTBOARD OF DECK GUN, ABOVE PUMP MODULE
329		1	**ENG Treadplate floors and side walls, open tops on each side of the deck gun support
330	75040215	1	TROUGH IN RUNNING BOARD, BOTH SIDES
331		1	**ENG Running Board Trough Cover = Velcro Straps.

Line	Item #	Qty	Item Description/Comments
332	75510270	1	PUMP OPERATOR LIGHTS, WHELEN STRIP-LITE SUPER-LED
333	75530140	1	PUMP PANEL LIGHTS OFFICER'S SIDE, WHELEN STRIP-LITE SUPER-LED
334	76010105	1	PUMP PANEL GAUGES & CONTROLS
335	60028050	1	PUMP PRIMER, TRIDENT, AIR
336	60028310	1	(1) PRIMER BUTTON - MAIN SUCTION
337	76025100	1	COMPRESSION FITTINGS ON AIR SYSTEM (CTZ PUMP MODULE)
338	76031900	1	AIR HORN PUSH BUTTON SWITCH ON PUMP PANEL
339		1	**ENG Air Horn Push Button Location = Near Pressure Governor
340	76520100	1	GAUGES, MASTER, CLASS 1 4.5"
341	77510080	1	GAUGE, WATER LEVEL, CLASS 1, INTELLI-TANK ITL-4
342	77532113	1	GAUGE, WATER LEVEL, WHELEN PSTANK2 LED (3)
343		1	**ENG Whelen Gauge Locations = Driver's side of cab.
344		1	**ENG Whelen Gauge Locations = Officer's side of cab.
345		1	**ENG Whelen Gauge Locations = Rear of Body, driver side up high
346		1	**ENG Addt'l Whelen Water Level Gauge Color Multi Color.
WATER TANK			
347	83525000	1	WATER TANK BRAND, UNSPECIFIED
348	83510105	1	WATER TANK, 750 GAL, POLY
BODY			
349	80030003	1	STAINLESS STEEL SUBFRAME, BODY & PUMP MODULE
350	80128888	1	**REV A.0** BODY CUSTOM 36.5/54.5 ELEC LAD RACK
351		1	**ENG Inside usable depth of compartments to be 23.75"
352	81130200	2	ADJUSTABLE SHELF [L1] (2)
353	81130200	2	ADJUSTABLE SHELF [L3] (2)
354	81130200	2	ADJUSTABLE SHELF [R1] (2)
355	81130200	1	ADJUSTABLE SHELF [R3] (1)

Line	Item #	Qty	Item Description/Comments
356	81150305	1	**REV A.0** 1000# SLIDE-MASTER TRAY, 100% SLIDEOUT [A1] (1)
357	81165705	1	UNISTRUT TRACK IN COMPTS
358	80220300	1	**REV A.0** COMPT DOORS, HINGED (ALUM)
359		1	**ENG DA Finish on door pans. The R2 door will be an aluminum drop-down door and drop down past 90.
360	80225000	1	REAR COMPT DOOR (A1) ROM ROLL-UP, SATIN FINISH
361	84531110	1	COMPT LIGHTING, AMDOR LED LIGHT STRIPS, 2 PER COMPT
362	81310000	1	HOSEBED, ALUM FLOORING
363		1	**ENG List the Hose Bed Hose Load Req. = STARTING FROM DRIVER SIDE 200' 1.75" PRE CONNECT, single stack 200' 1.75" PRE CONNECT, single stack 200' 2.5" PRE CONNECT, single stack 1,000' 5", 5 stacks 200' 2.5" Bottom double stack/200' of 1.75" top double stack 200' 2.5" Single Stack
364	81330100	1	LOW HOSEBED
365	81410500	1	HOSEBED COVER, TREADPLATE SCOOP/DEFLECTOR, FRONT OF HOSEBED
366		1	**ENG An aluminum treadplate hose bed "scoop" or "wind deflector" at the front of the hose bed shall be provided and installed. The purpose of this deflector is to deflect the wind upward to prevent unintentional hose deployment. The deflector shall be hinged at the front of the hose bed. D-handles installed to lock the deflector in the down position. Gas shock provided to help lift the deflector. 

Line	Item #	Qty	Item Description/Comments
			
367	81431210	1	REAR HOSEBED COVER, WEBBING
368		1	**ENG Hosebed Cover Color = Black.
369	81440230	1	COVER FASTENERS, METAL AIRPLANE LATCHES
370	81330304	1	HOSE BED DIVIDERS, ADJ (5)
371		1	**ENG Hose bed dividers slightly taller than hose loads, no vinyl cover on top of hose bed, only webbing on rear of hose bed. Adjust the height of each divider so they are as low as possible, notch the middle of each divider for access. notch the 3 driver side dividers at the bottom front for access to the hose connections. do not install a crossbar at the rear if possible. DA finish on the hose bed dividers
372	81332010	2	**REV A.0** HOSEBED LIGHTING, TECNIQ E44 LED LIGHT STRIP (EA) (2)
373		1	**ENG Switched with step lights
374	81910200	1	HANDRAILS, KNURLED STS, STS PUMPERS
375			**ENG 2 at the rear body, 2 at the front of the body, 1 on each side of the pump module next to the transverse compartment.
376	82210100	1	STEPS, FRONT BODY, IC FOLD DOWN W/LIGHT (STS PUMPERS)
377		1	**ENG Step Light Color = Blue
378	82310000	1	**REV A.0** STEPS, REAR BODY (14x11 & 14x8)
379		1	**ENG Driver side only, 14 x 11 above tailboard, 14 x 8 above. Blue lights to match the folding steps.
380	82520000	1	RUB RAILS, EXTRUDED ALUM
381	83010025	1	ALUMINUM TREADPLATE (STS PPRS)
382	83030315	1	REAR STEP/TAILOBOARD CORNERS, 45 DEGREE
383	80238888	1	**REV A.0** 6 SCBA CYLINDER COMPTS (3 LEFT, 3 RIGHT)
384	80290310	6	DOOR FINISH, BRUSHED STAINLESS, SINGLE/DOUBLE SCBA COMPT (6)
385	88520100	1	SUCTION HOSE, (2) 10' SECT 6" KOCHER LIGHTWEIGHT

Line	Item #	Qty	Item Description/Comments
386		1	**ENG Suction Hose Location = One mounted on the ladder rack, one above the driver side body in a treadplate trough to deploy off the side. 6" NST Female NST LH x 6" Male NST Rocker Lug.
387	88540100	1	**REV A.0** SUCTION HOSE MOUNTING, DIAMOND PLATE TROUGHS
388			**ENG Trough on the ladder rack will be a side load trough. The driver side will be an end-load trough to deploy out the rear. See part number P-C-3519. Driver side trough positioned toward the rear of the body.
389	88550300	1	STRAINER NOT PROVIDED
390	83030750	1	REAR FENDERS, STAINLESS STEEL
391	89018888	1	**REV A.0** DUO-SAFETY 1200A 28'2-SEC & 875A 16' ROOF & 10' FOLDING
392	89032000	1	**REV A.0** SKULL SAVER
393		1	**ENG Yellow, Keep back with American flag vertical for 3 sections.
394	89510100	1	**REV A.0** ZIAMATIC QUIC-LIFT ELECTRIC LADDER RACK
395		1	**ENG Ladder rack to hold all 3 ladders, 2 pike poles and hard suction. Order with brackets and accessories to accommodate a hard suction trough and a folding ladder above the ladder rack.
396	89530250	1	LADDER RACK ALARM, LEO LA20
397	89088888	1	SPECIAL ITEM, (2) NY HOOK STORAGE ON LADDER RACK
398		1	**ENG Two (2) NY Hook storage brackets shall be provided on the bottom side of the ladder rack.
ELECTRICAL			
399	84550110	1	LICENSE PLATE BRACKET W/ LIGHT, LED
400	84511100	1	BODY ELECTRICAL DESCRIPTION
401	84520000	1	BACK UP ALARM, ECCO SA917
402	85010302	1	TAILLIGHTS, WHELEN 600 SERIES, LED STOP/TAIL/TURN/REVERSE, QUAD HOUSING (PAIR)
403		1	**ENG Tail Light Housing Color = Chrome.
404	85110100	1	ICC LIGHTS, LED
405	85510210	1	STEP LIGHTS, LED, WHELEN 2G AT PUMP PANEL & REAR BODY
406	85710050	1	UNDERCARRIAGE GROUND LIGHTS, AMDOR LUMABAR H20 LED
407	86528999	1	DELETE REAR WORK LIGHTS
408	86600000	1	OPTICAL WARNING SYSTEM, UPPER
409	86610120	1	UPPER WARNING LIGHTS, ZONE A (FRONT), WHELEN FREEDOM IV 72" LED LIGHT BAR, F4N7QLED, 12 MODULES

Line	Item #	Qty	Item Description/Comments
			
410		1	**ENG Zone A, Upper Lightbar Color / Details = 10 Red, 2 White LED's, Clear Lens
411		1	**ENG Upper Warning Lights Note: Body Facility to provide/install lightbar
412	86699999	1	UPPER WARNING LIGHTS, ZONE B (OFFICER'S SIDE), COVERED BY ZONES A & C
413	86710105	1	UPPER WARNING LIGHTS, ZONE C (REAR), WHELEN LED BEACONS, L31 (PAIR)
414		1	**ENG Zone C, Upper Rear Beacon Color/Details = Red LED, Clear Lens
415	86899999	1	UPPER WARNING LIGHTS, ZONE D (DRIVER'S SIDE), COVERED BY ZONES A & C
416	87100000	1	OPTICAL WARNING SYSTEM, LOWER
417	87110110	1	LOWER WARNING LIGHTS, ZONE A (FRONT), WHELEN 600 SUPER LED, 60*02F*R (QTY 4)
418		1	**ENG Zone A, Lower Warning Light Color, Lens Color, Details = Red LED, Clear Lens
419	87811130	1	LOWER, ZONE A - MOUNTING LOCATION (DUAL HOUSINGS)
420		1	**ENG Zone A, Lower - Front, Mounting Location = (2) Warnings in top headlight housing, each side.
421	87210130	1	LOWER WARNING LIGHTS, ZONE B (OFFICER'S SIDE), WHELEN 600 SUPER LED, 60*02F*R (QTY 1), WHELEN 500 SUPER LED, 50*02F*R (QTY 1), ION T-SERIES LED, TLI* (QTY 1)
422		1	**ENG Zone B, Lower Officer's Side Warning Light Color, Lens Color, Details = Red LED, Clear Lens
423	87812110	1	LOWER, ZONE B - MOUNTING LOCATION (PUMPERS, TANKERS, RESCUES)
424		1	**ENG Zone B, Lower - Officer's Side, Mounting Location = -(1) Warning Light near the front corner of the Apparatus. -(1) Warning Light near the rear Axle. -(1) Warning Light near the rear corner of the Apparatus. -Reference Shop Order Drawing for lights and placement.
425	87310100	1	LOWER WARNING LIGHTS, ZONE C (REAR), WHELEN 600 SUPER LED, 60*02F*R (QTY 2)
426		1	**ENG Zone C, Lower Rear Warning Light Color, Lens Color, Details = Red LED, Clear Lens
427	87410130	1	LOWER WARNING LIGHTS, ZONE D (DRIVER'S SIDE), WHELEN 600 SUPER LED, 60*02F*R (QTY 1), WHELEN 500 SUPER LED, 50*02F*R (QTY 1), ION T-SERIES LED, TLI* (QTY 1)
428		1	**ENG Zone D, Lower Driver's Side Warning Light Color, Lens Color, Details = Red LED, Clear Lens
429	87814110	1	LOWER, ZONE D - MOUNTING LOCATION (PUMPERS, TANKERS, RESCUES)
430		1	**ENG Zone D, Lower - Driver's Side, Mounting Location = -(1) Warning Light near the front corner of the Apparatus. -(1) Warning Light near the rear Axle. -(1) Warning Light near the rear corner of the Apparatus. -Reference Shop Order Drawing for lights and placement.

Line	Item #	Qty	Item Description/Comments
431	87537732	1	ADDITIONAL WARNING LIGHTS, WHELEN 600 SUPER LED, 60*02F*R (PAIR) (1)
432		1	**ENG Whelen 600 LED Warning Light Color = Red
433		1	**ENG Whelen 600 LED Lens Color = Clear
434		1	**ENG Whelen 600 LED Mounting Location = In bumper recessed pockets
435		1	**ENG Additional Whelen Warning Lights Note: Body Facility to provide/install Additional 600 LED Warning Lights
436	87040000	1	TRAFFIC ADVISOR, WHELEN LED, TAL65 36"
437	88390902	1	LIGHT, FR SPECTRA, LED, BROW 20K LUMENS, 12V (1)
438		1	**ENG Black Lighthouse and bracket
439	88390932	2	LIGHT, FR SPECTRA, LED, TELE, 20K LUMENS, 12V (2)
440		1	**ENG One each side of the cab in the raised roof. Two mounted on the rear of the cab, same height. Black lighthouses
441	88390950	4	LIGHT, FR SPECTRA900-Q70, LED, SURFACE MNT, 12V (4)
442		1	**ENG Scene Light Housings Color= Chrome.
443	88399950	1	SCUFF PLATES FOR TELE LIGHTS, DIAMOND PLATE, UPPER REAR CORNERS OF CAB (PAIR)
444		1	**ENG Allow 12V Tele-Lights to Extend Past Cab = Yes.
445		1	**ENG TELE LIGHTS MOUNTED ON BACK WALL OF CAB
PAINT & FINISH			
446	89910010	1	CORROSION REDUCTION PROGRAM (PROPOSALS)
447	90010050	1	STAINLESS PAINT SCHEME - STS PPRS & MINITOWER
448	90030004	1	**REV A.0** PAINT, SINGLE TONE
449	90030140	1	PAINT FRAME RAILS - BLACK
450	90030190	1	TEXTURED FRAME RAIL COATING
451	90510100	1	LETTERING, NOT PROVIDED
452	90610100	1	DELETE STANDARD SCOTCHLITE STRIPING
453	90680120	1	CHEVRON STRIPING, REAR BODY OUTBOARD, REFLEXITE
454		1	**ENG Chevron Striping, Rear Body Color = #030 Red Transparent & #L2 Fluorescent Lime. Match HS-6146
455	90670020	1	CHEVRON STRIPING, FRONT BUMPER, REFLEXITE

Line	Item #	Qty	Item Description/Comments
456		1	**ENG Chevron Striping, Front Bumper Color = #030 Red Transparent & #L2 Fluorescent Lime. Match HS-6146
EQUIPMENT			
457	91010000	1	MISC EQUIP - (1) PINT TOUCH-UP PAINT, STAINLESS STEEL NUTS & BOLTS
458	91030700	1	ZIAMATIC SAC-44 FOLDING WHEEL CHOCKS (PAIR) MTD W/ SQCH-44H HOLDERS
459		1	**ENG Wheel Chock Mounting Locations = Below L1
COMPLETION & WARRANTY			
460	99010000	1	MANUALS (1-PRINTED & 1-USB) WITH DVD
461	99031105	1	PICK-UP UNIT AT FACTORY
462	99510000	1	WARRANTY, ONE YEAR