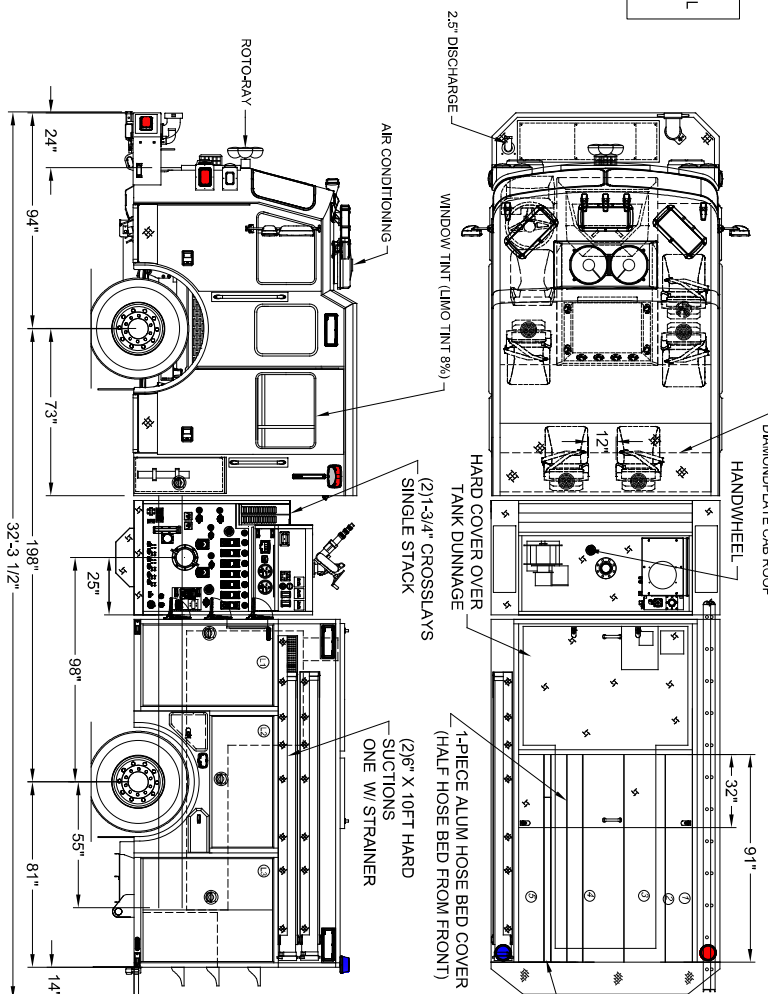
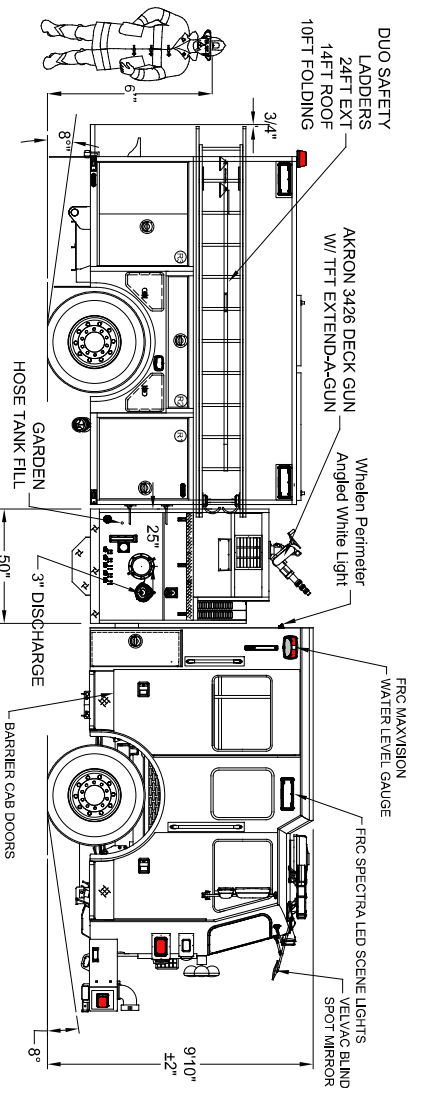
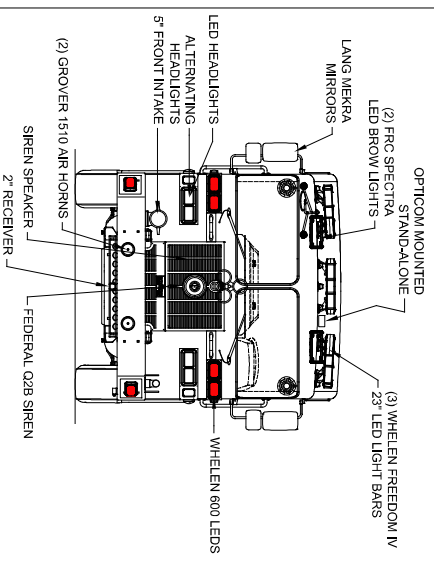


Left Side Compartmentation		
Comp't	Door	Opening Dimensions
L1	Height	40x29x24x25
L2	Height	33x9
L3	Height	62x29x24x25
L4	Height	50x29x24x25
Right Side Compartmentation		
Comp't	Door	Opening Dimensions
R1	Height	40x11x24x25
R2	Height	33x9
R3	Height	40x11x24x25
R4	Height	50x11x24x25
Rear Compartmentation		
Comp't	Door	Opening Dimensions
A1	Height	44x13x5x24
		Total Volume
		153 CU FT

FENDER STORAGE
 LFF: TRIPLE SCBA
 LRF: SCBA AND FUEL COMBO
 RRF: TRIPLE SCBA
 RRF: TRIPLE SCBA

WATERLOUS CSU 2000GPM PUMP
 750 GALLONS OF WATER
 FOAM PRO 2002 5.0 GPM
 40 GALLONS OF FOAM



CUSTOMER APPROVAL

NAME: _____
 TITLE: _____
 DATE: _____

DESCRIPTION	BY	DATE
DEFINING CHANGE CATEGORIES TO 3.2. CHANGE DRAWING SYMBOLS, ADDING THE APPROVAL, LETTER OR NUMBER PANEL, ADDING PHOTOGRAPHY, ADDING A COLOR LIGHT, ADDING PUMP OR LINE	SED	07/23
CHANGE BROW LIGHTS AND SCENE LIGHTS TO 1.2V	SED	03/17/23
GRAPHIC CHANGES	SED	03/01/23
CHANGES FROM PRE-CON	SED	08/01/2022

FORM NO. _____
 SPOON RAIN
 DATE: 9/16/2021
 WORK FACILITY: _____
 EAST

SUTPHEN
 NORTH GREENT FIRE DISTRICT
 ROCHFESTER, NY
 CUSTOMER STAINLESS NUMBER - PS-11
 HS-7404

DIMENSIONS SHOWN ON THIS DRAWING ARE APPROXIMATE AND ARE SUBJECT TO MINOR DEVIATIONS DURING CONSTRUCTION.
 IN THE EVENT OF A DISCREPANCY BETWEEN THE SUPPLIER SPECIFICATIONS AND DRAWING, THE SUPPLIER SPECIFICATIONS SHALL PREVAIL.
 DRAWING IS FOR REFERENCE ONLY. SOME ITEMS PROPOSED MAY NOT BE SHOWN OR NOTED.