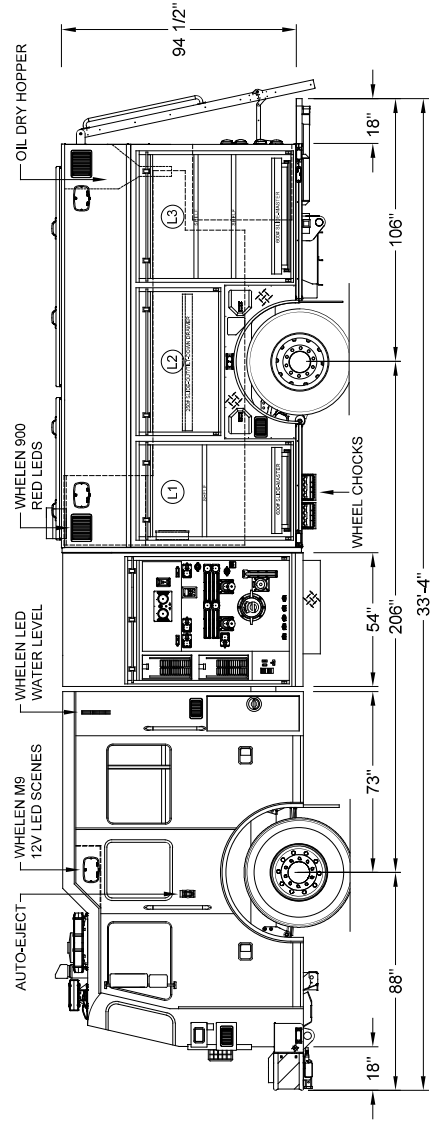
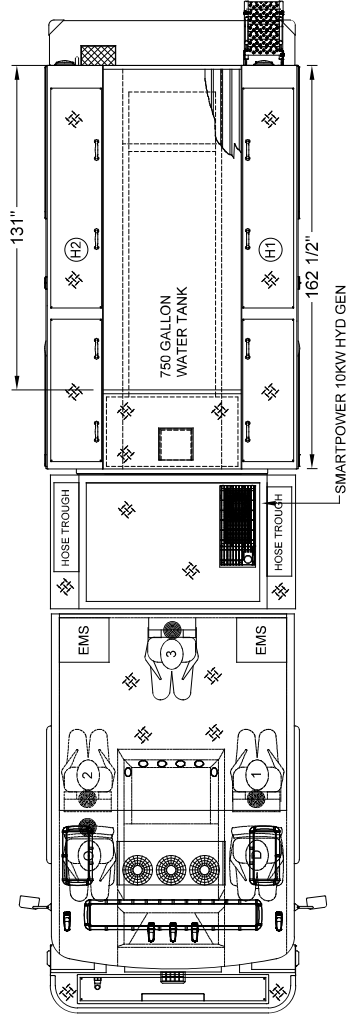
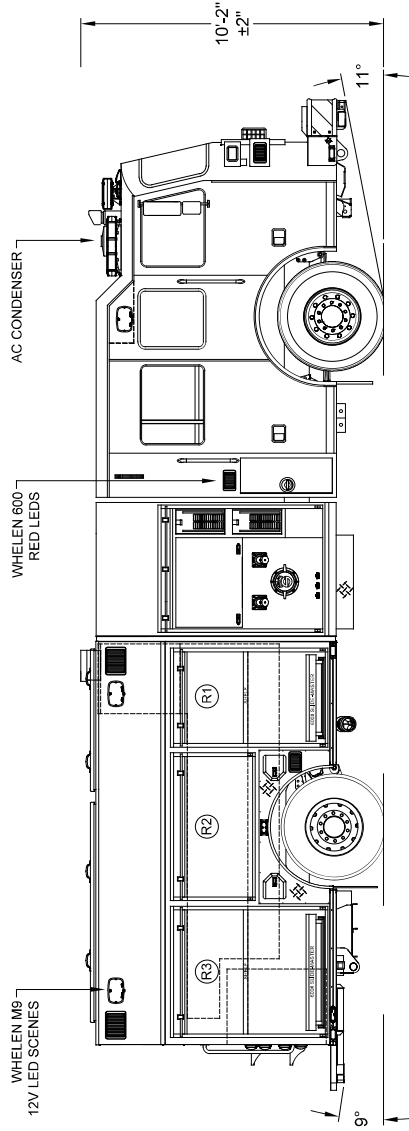
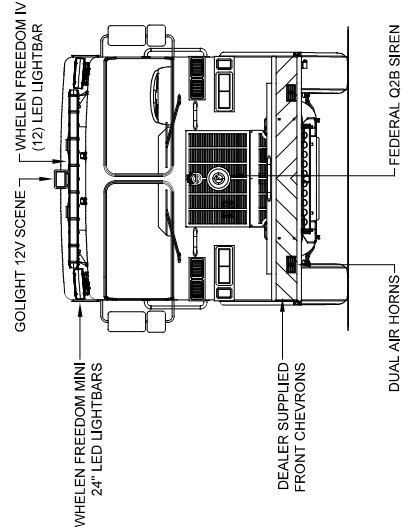


COMP	DOORS	OPENING DIMENSIONS	INSIDE DIMENSIONS	VOLUME
L1	ROLL-UP	37"W X 56" H	43"W X 66"H X 27" D	42.2 CU. FT.
L2	ROLL-UP	57"W X 27" H	81" D X 36" X 36" X 12" X 27" X 14" D	32.1 CU. FT.
L3	ROLL-UP	50"W X 56" H	53" D X 36" X 36" X 12" X 27" X 14" D	52.5 CU. FT.
H1	LEFT-UP		162" L X 26" H X 21" W	51.1 CU. FT.

COMP	DOORS	OPENING DIMENSIONS	INSIDE DIMENSIONS	VOLUME
R1	ROLL-UP	37"W X 56" H	43"W X 66"H X 27" D	33.7 CU. FT.
R2	ROLL-UP	57"W X 27" H	61" D X 36" X 36" X 12" X 27" X 14" D	18.5 CU. FT.
R3	ROLL-UP	50"W X 56" H	53" D X 36" X 36" X 12" X 27" X 14" D	41.8 CU. FT.
H2	LEFT-UP		162" L X 26" H X 21" W	51.1 CU. FT.

COMP	DOORS	OPENING DIMENSIONS	INSIDE DIMENSIONS	VOLUME
A1	ROLL-UP	37" D X 56" X 31" H	40" D X 46" W X 30" D	27 CU. FT.

TOTAL STORAGE 348.9 CU.FT.



DIMENSIONS SHOWN ON THIS DRAWING ARE APPROXIMATE AND ARE SUBJECT TO MINOR DEVIATIONS DURING CONSTRUCTION. IN THE EVENT OF A DISCREPANCY BETWEEN THE SUTPHEN SPECIFICATIONS AND DRAWING, THE SUTPHEN SPECIFICATIONS SHALL PREVAIL. DRAWING IS FOR REFERENCE ONLY. SOME ITEMS PROPOSED MAY NOT BE SHOWN OR NOTED.

CUSTOMER APPROVAL

NAME: \_\_\_\_\_  
TITLE: \_\_\_\_\_  
DATE: \_\_\_\_\_

DRAWN BY:	R. MILLER
DATE:	01/24/18
MFG. FACILITY:	DUBLIN
DATE:	07/21/17

**SUTPHEN**  
JACKSON TWP FIRE DEPARTMENT  
MASSILLON, OH  
CUSTOM PUMPER - PA-17 BODY  
REV. NO.: HS-016

DESCRIPTION: ADDED (1) 120V SHORELINE DUPLEX TO L3 COMPARTMENT. WHELEN M9'S ADDED TO SIDES OF CAB. DELETED 240V POWER TO L3 COMPARTMENT. ROTATED GENERATOR IN DUNNAGE. REV. A SHOP ORDER.

REV.	A	BY	RM	DATE	07/21/17
REV.	B	BY	RM	DATE	01/24/18