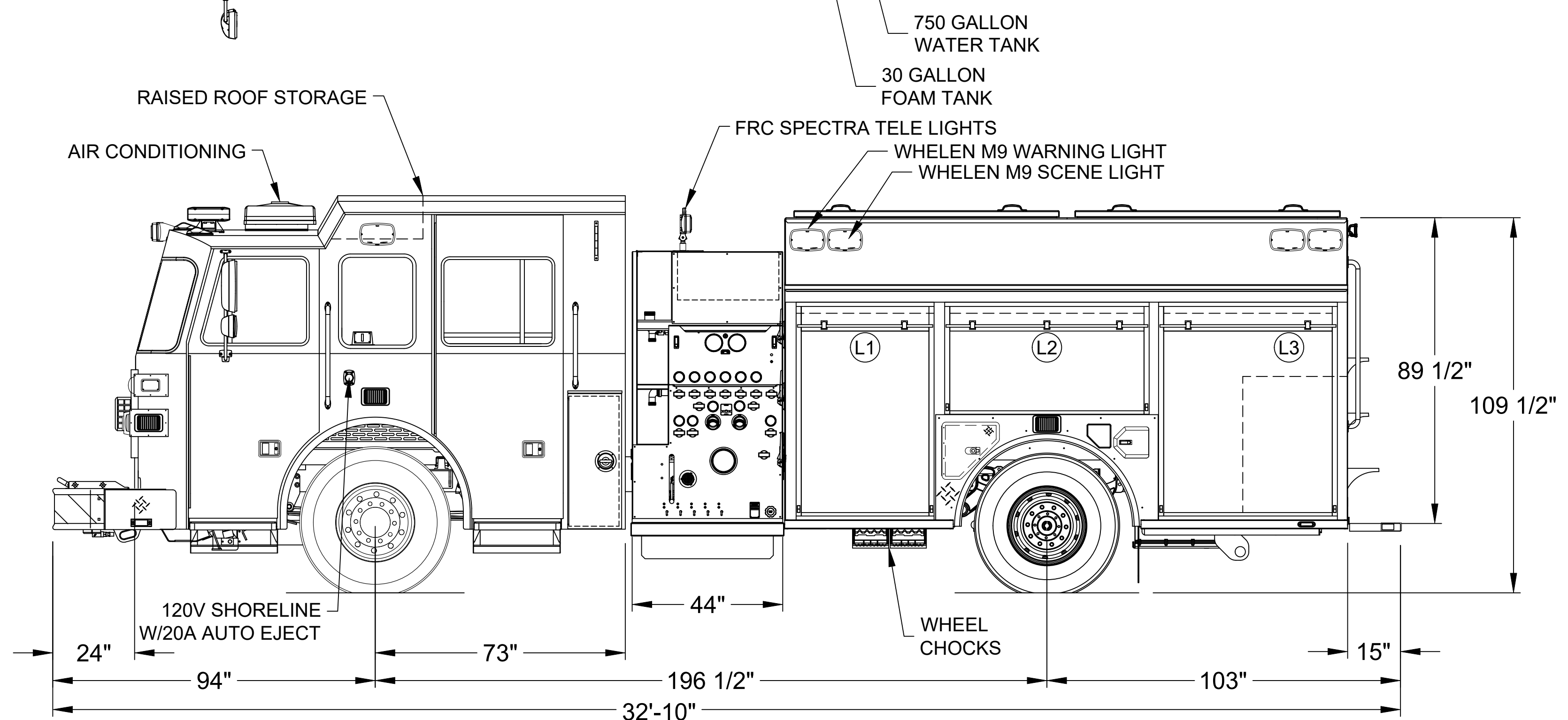
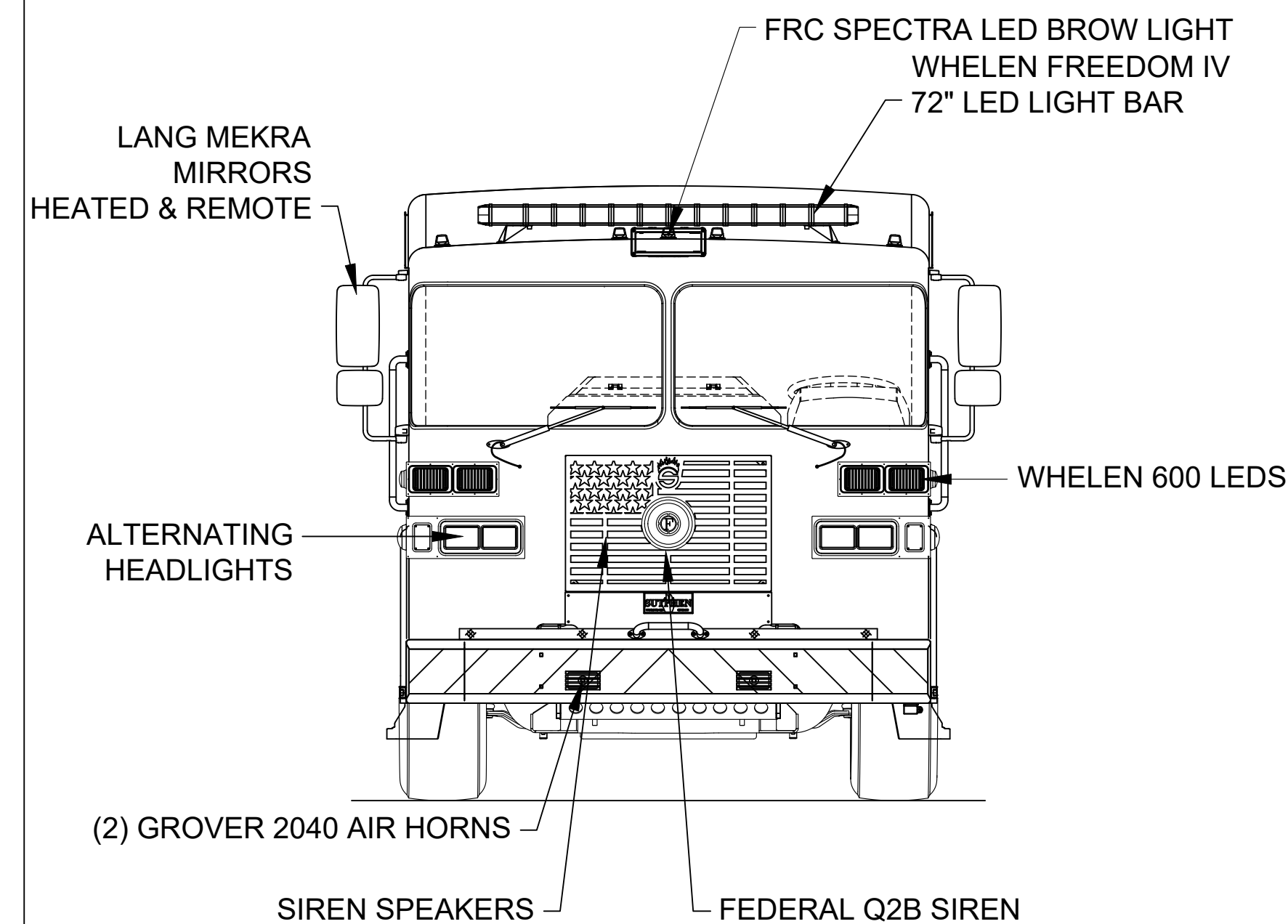
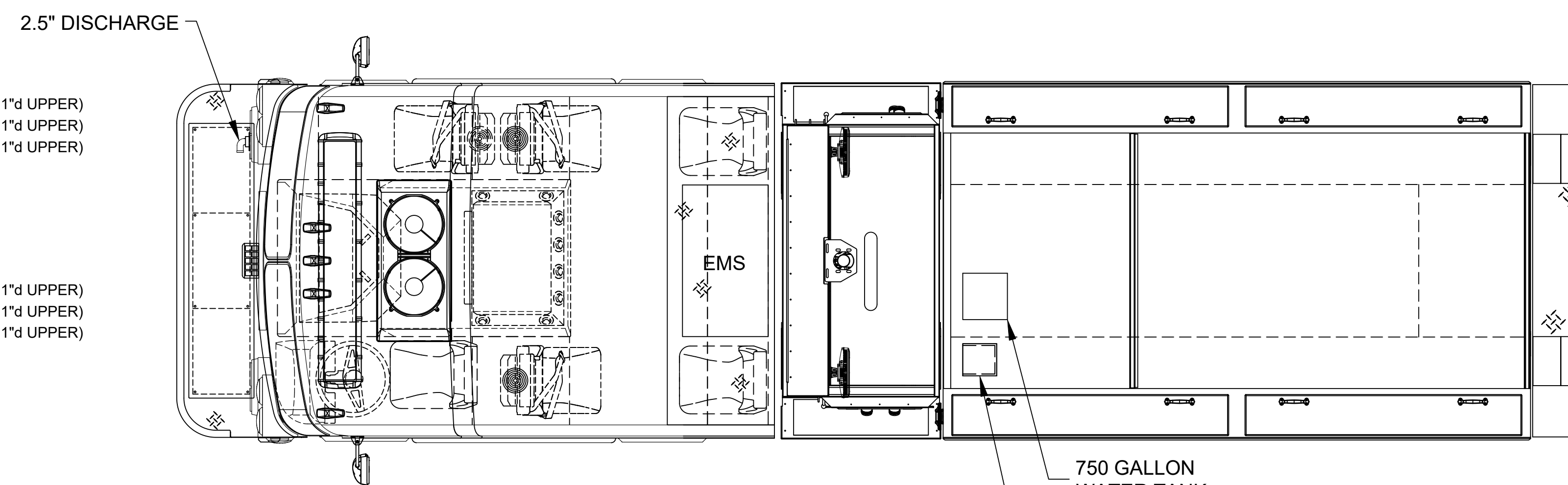


LEFT SIDE COMPARTMENTS				
COMPT	DOORS	OPENING DIMENSIONS	INSIDE DIMENSIONS	VOLUME
L1	ROLL-UP	37.5"w X 56.5"h	40"w X 66"h X 26"d	37.4 CU. FT. (8"h X 11"d UPPER)
L2	ROLL-UP	56.25"w X 27"h	59"w X 31.5"h X 26"d	28.4 CU. FT. (8"h X 11"d UPPER)
L3	ROLL-UP	48.75"w X 56.5"h	51.5"w X 66"h X 26"d	47.4 CU. FT. (8"h X 11"d UPPER)
L4/L5	LIFT-UP	75"W X 9.5"H	82"W X 19"H X 13.5"D	24.0 CU. FT.

RIGHT SIDE COMPARTMENTS				
COMPT	DOORS	OPENING DIMENSIONS	INSIDE DIMENSIONS	VOLUME
R1	ROLL-UP	37.5"w X 56.5"h	40"w X 66"h X 26"d	37.4 CU. FT. (8"h X 11"d UPPER)
R2	ROLL-UP	56.25"w X 27"h	59"w X 31.5"h X 26"d	28.4 CU. FT. (8"h X 11"d UPPER)
R3	ROLL-UP	48.75"w X 56.5"h	51.5"w X 66"h X 26"d	47.4 CU. FT. (8"h X 11"d UPPER)
R4/R5	LIFT-UP	75"W X 9.5"H	82"W X 19"H X 13.5"D	24.0 CU. FT.

REAR STEP COMPARTMENT				
COMPT	DOORS	OPENING DIMENSIONS	INSIDE DIMENSIONS	VOLUME
A1	ROLL-UP	36.75"w X 19"h	39.5"w X 28"h X 31"d	19.8 CU. FT.
TOTAL:				246.2 CU.FT.
TOTAL WITH HATCH:				294.2 CU.FT.



DIMENSIONS SHOWN ON THIS DRAWING ARE APPROXIMATE AND ARE SUBJECT TO MINOR DEVIATIONS DURING CONSTRUCTION. IN THE EVENT OF A DISCREPANCY BETWEEN THE SUTPHEN SPECIFICATIONS AND DRAWING, THE SUTPHEN SPECIFICATIONS SHALL PREVAIL. DRAWING IS FOR REFERENCE ONLY. SOME ITEMS PROPOSED MAY NOT BE SHOWN OR NOTED.	CUSTOMER APPROVAL				DRAWN BY: FAULKNER		 SEVILLE/GUILFORD FIRE DEPARTMENT SEVILLE/GUILFORD, OH CUSTOM PUMPER - XX-XX DWG. NO.: HS-###	
	NAME:		B	UPDATED PER THE LATEST COMPONENT REPORT AS OF 11/9/2020	DPN	11/9/2020		DATE: 5/13/20
	TITLE:		A	UPDATED PER THE LATEST COMPONENT REPORT AS OF 11/2/2020	DPN	11/2/2020		MFG. FACILITY: DUBLIN
DATE:		REV.	DESCRIPTION	BY	DATE			
THIS PRINT IS PROVIDED ON A RESTRICTED BASIS AND IS NOT TO BE USED IN ANY WAY DETRIMENTAL TO THE INTEREST OF SUTPHEN CORPORATION.								