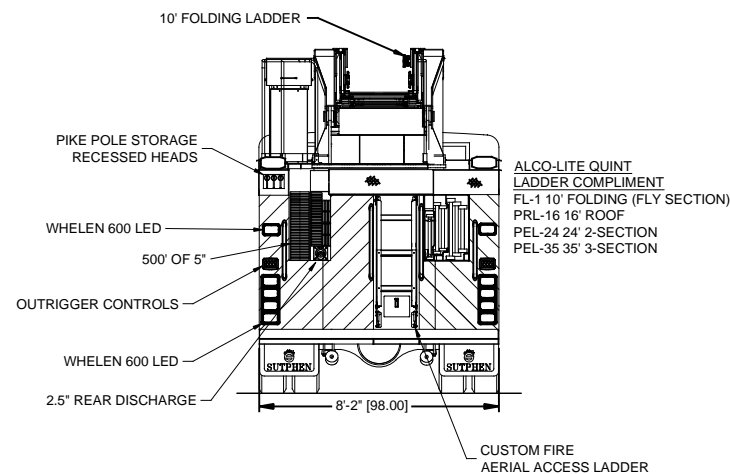
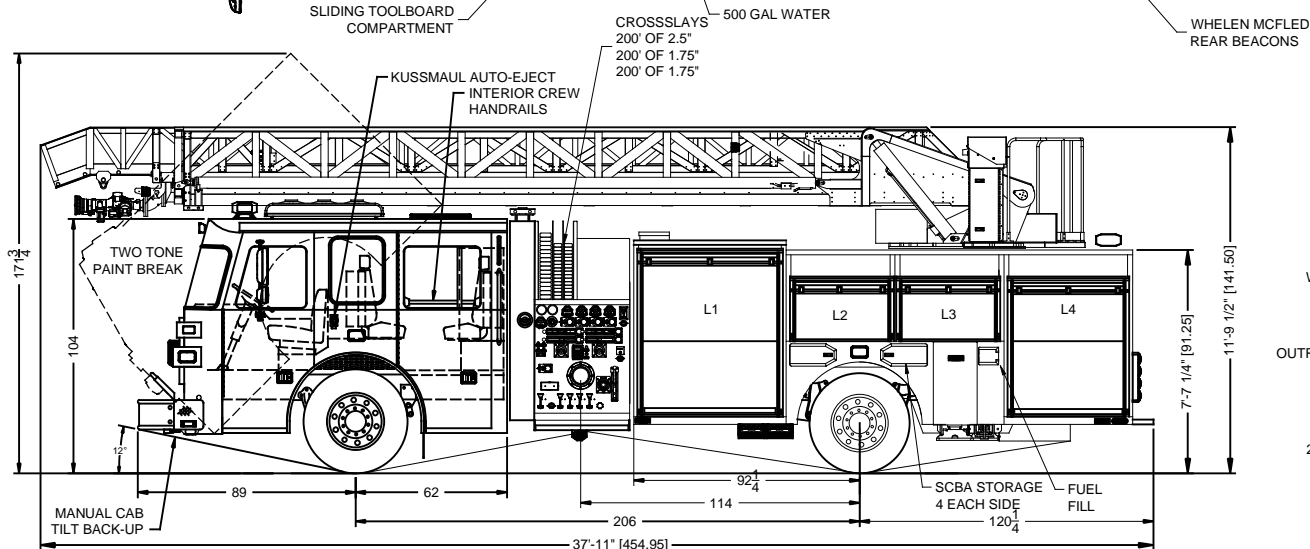



COMPT	DOORS	OPENING DIMENSIONS	INSIDE DIMENSIONS	VOLUME
L1 UPPER	ROLL-UP	55.50"W x 32.00"H	62.12"W x 41.12"H x 10.00"D	14.78 CU. FT.
L1 LOWER	ROLL-UP	55.50"W x 30.00"H	62.12"W x 30.00"H x 23.93"D	25.80 CU. FT.
L2	ROLL-UP	38.00"W x 19.13"H	44.50"W x 28.25"H x 10.00"D	7.23 CU. FT.
L3	ROLL-UP	38.00"W x 19.13"H	44.50"W x 28.25"H x 10.00"D	7.23 CU. FT.
L4 UPPER	ROLL-UP	46.00"W x 50.00"H	50.06"W x 39.12"H x 10.00"D	8.43 CU. FT.
L4 LOWER	ROLL-UP	46.00"W x 30.00"H	50.06"W x 30.00"H x 23.93"D	20.80 CU. FT.
R1 UPPER	ROLL-UP	55.50"W x 32.00"H	62.12"W x 41.12"H x 10.00"D	14.78 CU. FT.
R1 LOWER	ROLL-UP	55.50"W x 30.00"H	62.12"W x 30.00"H x 23.93"D	25.80 CU. FT.
R2	ROLL-UP	38.00"W x 19.13"H	44.50"W x 28.25"H x 10.00"D	7.23 CU. FT.
R3	ROLL-UP	38.00"W x 19.13"H	44.50"W x 28.25"H x 10.00"D	7.23 CU. FT.
R4 UPPER	ROLL-UP	46.00"W x 50.00"H	50.06"W x 39.12"H x 10.00"D	8.43 CU. FT.
R4 LOWER	ROLL-UP	46.00"W x 30.00"H	50.06"W x 30.00"H x 23.93"D	20.80 CU. FT.
TOTAL VOLUME				168.54 CU. FT.



DIMENSIONS SHOWN ON THIS DRAWING ARE APPROXIMATE AND ARE SUBJECT TO MINOR DEVIATIONS DURING CONSTRUCTION. IN THE EVENT OF A DISCREPANCY BETWEEN THE SUTPHEN SPECIFICATIONS AND DRAWING, THE SUTPHEN SPECIFICATIONS SHALL PREVAIL. DRAWING IS FOR REFERENCE ONLY. SOME ITEMS PROPOSED MAY NOT BE SHOWN OR NOTED.	CUSTOMER APPROVAL				DRAWN BY:		 PAINESVILLE FIRE DEPARTMENT PAINESVILLE, OH SLR75 HS-6007
	NAME:				CAM		
	TITLE:				DATE:	12/23/16	
	DATE:				MFG. FACILITY:	HILLIARD	
		REV.	DESCRIPTION	BY	DATE		
THIS PRINT IS PROVIDED ON A RESTRICTED BASIS AND IS NOT TO BE USED IN ANY WAY DETRIMENTAL TO THE INTEREST OF SUTPHEN CORPORATION.							

	Sutphen Component Report Herb Fire	HS-6007 Painesville, OH SLR75	
		Phone Number: 440-579-0011	Order#: SOB001280

Bill To	Ship To
Customer: Painesville Twp. Address: 550 Hardy Rd. Painesville, OH 44077	Customer: Painesville Twp. Address: 550 Hardy Rd. Painesville, OH 44077

Comments
REV 0.0 Project Engineer: Chris Minor Sales Rep: Andy Herb **TRUCK MODEL SLR75, REAR MOUNT, SINGLE AXLE, 75' CLIMBING LADDER**

Line	Item #	Qty	Item Description/Comments
1		1	APPARATUS MODEL = SLR75
2		1	**ENG Facility = Hilliard
3	USA	1	USA
4	10000310	2	~INSPECTION TRIPS - PER PERSON, PER TRIP (2)
5	10010001	1	CHASSIS, CUSTOM
6		1	Wheelbase = 206
7		1	**ENG AF Number = 84
8		1	**ENG PA Number = 114, additional carrier bearing required
9	25010255	1	FRAME, 10" DOUBLE RAILS, DOMEX, SINGLE AXLE (110K PSI)
10	45010001	1	FRONT TOW EYES, BELOW BUMPER
11	45010015	1	FRONT TOW EYE FINISH, PAINTED
12	46010000	1	REAR TOW EYES
13	40010250	1	STEERING - ROSS TAS-85
14	22010000	1	DRIVE LINE, SPICER, 1710 SERIES
15	23013340	1	ENGINE, CUMMINS ISL 9 450HP DOC-DPF-DEF-SCR OBD
16	23088888	1	CUSTOM EXHAUST FOR REAR MOUNT CHASSIS

Line	Item #	Qty	Item Description/Comments
17		1	**ENG= DPF moved 10" to the rear. Reference SHD-1502
18	23030006	1	AIR INTAKE/EMBER SEPARATOR
19	23031172	1	FUEL FILTER/WATER SEPARATOR, PRIMARY, FLEETGUARD, FS1065
20	23031210	1	FUEL FILTER, SECONDARY, FLEETGUARD, FF63009
21	47012430	1	TRANSMISSION, ALLISON GEN 5, EVS3000
22	23110003	1	JACOBS ENGINE BRAKE FOR CUMMINS ISL ENGINES
23	47024050	1	TRANSMISSION COOLER
24	47025000	1	TRANSMISSION FLUID, CASTROL TRANSYND
25	47030000	1	ALLISON TOUCH PAD SHIFTER
26		1	**ENG Shifter Pad Gearing = 5 Gears Open, 6th Gear Locked
27	21021200	1	COOLING SYSTEM
28	21030000	1	FAN CLUTCH
29	21030200	1	RADIATOR COOLANT RECOVERY, PRESSURIZED SYST
30	26010010	1	FUEL TANK, STAINLESS STEEL, 65 GAL
31		1	**ENG= Standard Mini-Tower tank
32	26030000	1	FUEL FILL
33	26030100	1	FUEL COOLER
34	24040000	1	DIESEL EXHAUST FLUID TANK
35		1	**ENG DEF Access = DEF door in driver side crew door step well
36	13010205	1	ALTERNATOR, LEECE NEVILLE 320 AMP 4962PA
37	15010500	1	BATTERIES, INTERSTATE TYPE 31 MHD (4)
38	15031700	1	BATTERY JUMPER TERMINALS
39	15030430	1	120V SHORELINE INLET, KUSSMAUL SUPER 20 AUTO EJECT
40		1	**ENG Shoreline Inlet Location = Determined at Precon
41		1	**ENG Shoreline Cover Color = TBD @ Pre-Con
42	88250100	2	120V OUTLET WIRED TO SHORELINE INLET - EA(2)

Line	Item #	Qty	Item Description/Comments
43		1	**ENG Nema Number = 5-20 House Plug
44		1	**ENG Outlet Locations = TBD @ Pre-Con
45	15031577	1	BATTERY CHARGER, IOTA DLS-45
46		1	**ENG Battery Charger Note: Body Facility to provide/install battery charger & Auto Eject (if applicable)
47	15030488	1	SPECIAL Addt'l Shoreline 1200W INVERTER
48		1	**CLAR NOTES, Whistler 1200 XP1200i https://www.amazon.com/Whistler-1200-Power-Inverter-XP1200i/dp/B00HWL4NDK/ref=sr_1_1?ie=UTF8&qid=1477570475&sr=8-1&keywords=1200w+inverter
49		1	**ENG Additional Shoreline Requirements = Inverter is for powering duplex outlets out of the stations to charge radios and other chargers
50		1	**ENG Additional Shoreline Location = Determined at Precon
51		1	**ENG Additional Shoreline Cover Color = TBD @ Pre-Con
52	14010527	1	FRONT AXLE, MERITOR MFS-20-133A 23,000 LB.
53	41010217	1	SUSPENSION FRONT 23,000 LBS. 54" LEAF
54	41030100	1	SUSPENSION, ENHANCED SYSTEM
55	43010320	1	FRONT TIRES GOODYEAR 425/65R22.5 LRL G296 HGW 22.5 X 12.25 WHEELS
56	14511500	1	REAR AXLE, DANA S35-580 35,000 LBS.
57	14530150	1	TOP SPEED, 60 MPH
58	42010600	1	SUSPENSION REAR LINK ATLAS 35,000 LBS. AIR RIDE
59	42088888	1	SPECIAL ITEM, REAR SUSPENSION BACK PRESSURE RELIEF VALVE
60		1	**ENG= Added to hold air in the bags while tires are lifted off the ground
61	42088888	1	SPECIAL ITEM, COUNTERSINK REAR LEVELING VALVE BOLTS
62	44010400	1	TIRES, REAR, GOODYEAR 315/80R22.5X 9, LRL G289 WHA HGWY, 35,000 GVWR
63	42910200	1	TIRE PRESSURE MONITOR, REAL WHEELS, LED
64	44215100	1	WHEELS, ALUM, ACCURIDE (max 35K rear)
65	44270100	1	HUB COVERS, FRONT & REAR, POLISHED STS (Single Axle)
66	44270300	1	CHROME LUG NUT CAPS, FRONT & REAR (Single Axle)
67	44271100	1	MUD FLAPS, FRONT (PAIR)
68	44271200	1	MUD FLAPS, REAR (PAIR)

Line	Item #	Qty	Item Description/Comments
69	16010009	1	BRAKES MERITOR SCAM 6" FRT 7" REAR
70	18030400	1	FRONT WHEEL BRAKE ASSIST FOR FOUR WHEEL BRAKE SERVICE
71	18010041	1	AIR BRAKE SYST 4 TANKS WABCO 1200 DRYER
72	18220500	1	NO ELEC STABILITY CONTROL SYS
73	18110000	1	WABCO 4 CHANNEL ANTI-LOCK BRAKES
74	54010100	1	AERIAL CHASSIS PREP (SINGLE AXLE)
75	54010000	1	MISCELLANEOUS ITEMS ON CHASSIS
76	11023291	1	CAB TSAL4J 62" FLAT
77	11030025	1	CAB CERTIFICATION - STRUCTURAL INTEGRITY
78	11031025	1	CAB TILT SYSTEM W/AIR TURN VALVE
79		1	**ENG Cab Tilt Controls = Driver's Side Pump Panel
80	11031100	1	MANUAL BACK-UP TILT SYSTEM
81	11031350	1	CAB DOORS, FULL LENGTH
82	11031419	1	CAB DOOR WINDOWS, MANUAL
83	11031401	1	CAB SIDE WINDOWS, FIXED
84	11031460	1	NO WINDOWS, BACK WALL OF CAB
85	52010010	1	SYNCHRONIZED ELECTRIC INTERMITTENT WIPERS
86	27022000	1	HANDRAILS, CAB, KNURLED STAINLESS STEEL
87	38010020	1	MIRRORS LANG MEKRA 300 SERIES HEATED & REMOTE
88	11024400	1	RAISED GRILLE, LEVEL STYLE FACADE (ISL)
89	20010080	1	BUMPER, 18" EXTENSION
90		1	**ENG Siren Speaker Perforations = No Siren Speaker Perforations In Bumper
91	20040105	1	STORAGE WELL, DEEP CENTER, FULL WIDTH (18" BUMPER)
92	20030100	1	COVER FOR BUMPER TROUGH, TREADPLATE, 2" RAISE
93		1	**ENG Storage Well Cover Note: Body Facility to provide/install storage well cover
94	12010500	1	AIR HORNS, DUAL, GROVER #2040 RECTANGULAR

Line	Item #	Qty	Item Description/Comments
95		1	**ENG** Air Horns Location: Outboard In Bumper
96	12030350	1	LANYARD CONTROL FOR AIR HORNS
97	12510110	1	SIREN, WHELEN 295HFS2, REMOTE FLUSH MOUNT
98	12610110	1	SIREN SPEAKER, CAST PROD SA4201-6B-A (1) IN GRILLE
99	12728888	1	SPECIAL Mechanical Siren CUSTOMER PROVIDED / SUTPHEN INSTALLED
100		1	**CLAR NOTES, CUSTOMER PROVIDED Q2B SIREN The customer shall provide a Federal Q2B siren. The siren shall be mounted in the grille by Sutphen during production.
101	12730205	1	MECH SIREN WIRED TO STEERING WHEEL BUTTON
102		1	**ENG** Siren Brake Note Siren Brake Switch For Driver
103	12730350	1	MOMENTARY SWITCH ON DASH, OFFICER'S SIDE, FOR MECH SIREN
104		1	**ENG** Siren Brake Note Siren Brake Switch For Officer
105	32510000	1	HEADLIGHTS, HALOGEN, DUAL STS HOUSINGS
106	48010300	1	WHELEN 400 SERIES LED FRONT TURN SIGNALS (4)
107	11036100	1	SLIDE-OUT TOOL STORAGE COMPARTMENT, DRIVER'S SIDE
108	11036200	1	STOKES STORAGE COMPARTMENT, OFFICER'S SIDE
109	31010287	1	INTERIOR, MULTISPEC GRAY SPECKLE PAINT W/GRAY-BLACK DURAWEAR
110	11032929	1	DOOR PANEL, FULL STS
111	11032950	1	REFLECTIVE MATL, INTERIOR CAB DOORS, SCOTCHLITE
112		1	**ENG Reflective Striping Color = Red/White w/ Sutphen text
113	31010290	1	CAB INTERIOR FLOOR COVERING, GRAY RUBBERIZED
114	22510100	1	ENGINE ENCLOSURE, FULL SIZE
115	22510530	1	ENGINE ENCLOSURE COVERING, SCORPION BLACK URETHANE BLEND
116	11031681	1	TOOL MOUNTING PLATE, TOP OF ENGINE ENCLOSURE
117	22610000	1	ENGINE HOOD LIGHT, HALOGEN (1)
118	11031510	1	FLAT WORK SURFACE IN LIEU OF GLOVE BOX
119	30010125	1	INSTRUMENTATION, BEEDE GAUGES W/ CENTER & OVERHEAD CONSOLES (AERIALS)
120		1	**ENG Overhead Console Panel's Finish Black Wrinkle

Line	Item #	Qty	Item Description/Comments
121		1	**ENG Overhead Console Position 1 Switches:
122		1	**ENG Overhead Console Position 2 Blank
123		1	**ENG Overhead Console Position 3 Climate Controls
124		1	**ENG Overhead Console Position 4 Warning Indicators/ Seat Belt Monitor
125		1	**ENG Overhead Console Position 5 Blank
126		1	**ENG Overhead Console Position 6 Blank
127		1	**ENG Overhead Console Position 7 Blank
128		1	**ENG Lower Command Console Finish Black Urethane
129		1	**ENG Lower Console Panel's Finish Black Wrinkle
130		1	**ENG Lower Console Position 1 Transmission Shift/ Pump Shift
131		1	**ENG Lower Console Position 2 Switches:
132		1	**ENG Lower Console Position 3 Park Brake, (2) 12V Receptacles
133		1	**ENG Lower Console Position 4 Blank
134		1	**ENG Lower Console Position 5 Switches: Emergency Master, Siren Brake (Standard)
135	30010700	1	CAB PUMP SHIFT
136	29910000	1	LOAD MANAGER, CLASS-1
137	30031100	1	HIGH IDLE SWITCH
138	30031771	1	12V POWER POINT, (1)
139		1	**ENG Power Point Location #1: TBD @ Pre-Con
140	30031801	1	12V DUAL PORT USB POWER POINT, (1)
141		1	**ENG USB Power Point Location #1: TBD @ Pre-Con
142	84541540	1	POWER & GROUND STUDS, UPPER COMMAND CONSOLE
143		1	**ENG Requirements (AMPS) for Power/Ground Studs in Upper Command Console: One 12-volt 60-amp, direct to the battery, One 12-volt 30-amp controlled by the ignition switch, One 12-volt 125-amp ground
144	30110000	1	VEHICLE DATA RECORDER, AKRON/WELDON
145	33510030	1	INTERIOR CAB LIGHTS, RED/CLEAR LED (2)
146	34010030	1	INTERIOR CREW LIGHTS, RED/CLEAR LED (2)

Line	Item #	Qty	Item Description/Comments
147	28010740	1	DEFROSTER, HEATER & A/C FOR REAR MOUNT AERIAL (COMPACT)
148		1	**ENG A/C unit mounted sideways on the driver side of the cab. 28.5" from the back wall of cab to the rear a/c cowling. 3.5" from outside cab wall to the outside a/c cowling.
149	28090003	1	HEAT TO FEET
150	28030500	1	DEFROSTER DUCTWORK, ENTIRE WINDSHIELD
151	11031687	1	TOOL MOUNTING PLATE, 25" x 19.5", TOP OF HEAT/AC UNIT
152	38510105	1	DRIVER'S SEAT, BOSTROM SIERRA HIGH BACK ABTS AIR RIDE (DURAWEAR)
153	38320000	1	HELMET STORED IN COMPARTMENT
154	39090000	1	OFFICER'S SEAT, BOSTROM TANKER 350, ABTS SCBA (DURAWEAR)
155	39030010	1	OFFICER'S SEAT COMPT, OPEN FRONT
156	38320000	1	HELMET STORED IN COMPARTMENT
157	39521105	1	CREW SEAT 1, BOSTROM TANKER 350, ABTS SCBA (DURAWEAR)
158	38320000	1	HELMET STORED IN COMPARTMENT
159	39521106	1	CREW SEAT 2, BOSTROM TANKER 350, ABTS SCBA (DURAWEAR)
160	38320000	1	HELMET STORED IN COMPARTMENT
161	39528889	1	SPECIAL Crew Seat 3 CUSTOMER SUPPLIED EMS CABINET
162		1	**CLAR NOTES, EMS CABINET A customer supplied EMS cabinet shall be installed on the forward facing seat riser in the cab. Two (2) Tecniq LED light strips shall be wired and installed in the cabinet.
163	39550100	1	SEAT COLOR, GRAY
164	39610115	3	SCBA BRACKETS, IMMI SMART DOCK(3)
165		1	**ENG** Low Profile SCBA Low Profile Smart Dock SCBA For Forward Facing Seats
166	38410000	1	SEAT BELT WARNING SYSTEM, AKRON / WELDON
167	39710000	1	CREW SEAT COMPT, SIDE DOORS
168	84541700	1	INSTALLATION OF CUSTOMERS 2-WAY RADIO ANTENNA (1)
169		1	**ENG Antenna Termination Location#1 TBD @ Pre-Con
170	30080110	1	HD STEREO, JENSEN, AM/FM/WB/CD
171	60012305	1	QMAX-1500 GPM 6" SUCTION SINGLE STAGE PUMP
172	60025000	1	GEARBOX, HALE, G-SERIES, REAR MOUNTED

Line	Item #	Qty	Item Description/Comments
173	60026000	1	PUMP PACKING, HALE
174	60031005	1	ALLOY ANODES, HALE
175	60035121	1	PUMP TEST, MISTRAS GROUP, INC
176	61510000	1	AUXILIARY COOLER (HEAT EXCHANGER)
177	62010002	1	STAINLESS STEEL PIPING
178	66020100	1	3" TANK TO PUMP W/CHECK VALVE
179	61720100	1	VALVE, AKRON HEAVY DUTY
180	61770120	1	ACTUATOR, VALVE, PUSH/PULL HANDLE, INNOVATIVE CONTROLS
181	73010200	1	TANK FILL 2"
182	61720100	1	VALVE, AKRON HEAVY DUTY
183	61770120	1	ACTUATOR, VALVE, PUSH/PULL HANDLE, INNOVATIVE CONTROLS
184	61010405	1	PRESSURE GOVERNOR, CLASS 1 TPGJ1939
185	61210000	1	INTAKE PRESSURE CONTROL, ELKHART 40-20
186	63021100	1	6" MAIN SUCTION, LEFT SIDE
187	65030000	1	2.5" LEFT SIDE INLET
188	61720100	1	VALVE, AKRON HEAVY DUTY
189	61770100	1	ACTUATOR, VALVE, SWING HANDLE
190	60036010	1	THREADS, NST
191	63025100	1	6" MAIN SUCTION, RIGHT SIDE
192	70525125	1	2.5" DISCHARGE, LEFT - Position 1
193	61720100	1	VALVE, AKRON HEAVY DUTY
194	61770100	1	ACTUATOR, VALVE, SWING HANDLE
195	77021010	1	GAUGE, DISCH, INNOVATIVE CONTROLS 2.5"
196	60036010	1	THREADS, NST
197	70525125	1	2.5" DISCHARGE, LEFT - Position 2
198	61720100	1	VALVE, AKRON HEAVY DUTY

Line	Item #	Qty	Item Description/Comments
199	61770100	1	ACTUATOR, VALVE, SWING HANDLE
200	77021010	1	GAUGE, DISCH, INNOVATIVE CONTROLS 2.5"
201	60036010	1	THREADS, NST
202	71025130	1	3" DISCHARGE, RIGHT - Position 3
203	61720110	1	VALVE, AKRON SLOW CLOSE
204	61770100	1	ACTUATOR, VALVE, SWING HANDLE
205	77021010	1	GAUGE, DISCH, INNOVATIVE CONTROLS 2.5"
206	60036010	1	THREADS, NST
207	61840260	1	ADAPTER, 3" NST FE X 5" STORZ W/CAP & CHAIN, TFT
208	71025125	1	2.5" DISCHARGE, RIGHT - Position 4
209	61720100	1	VALVE, AKRON HEAVY DUTY
210	61770100	1	ACTUATOR, VALVE, SWING HANDLE
211	77021010	1	GAUGE, DISCH, INNOVATIVE CONTROLS 2.5"
212	60036010	1	THREADS, NST
213	71530100	1	DISCHARGE 2.5" VALVE 2.5" PIPE TO LEFT REAR
214	61720100	1	VALVE, AKRON HEAVY DUTY
215	78540330	1	GAUGE, DIGITAL FLOW FRC DFA DFA400
216	61770120	1	ACTUATOR, VALVE, PUSH/PULL HANDLE, INNOVATIVE CONTROLS
217	77021010	1	GAUGE, DISCH, INNOVATIVE CONTROLS 2.5"
218	60036010	1	THREADS, NST
219	72230000	1	DISCHARGE 1.5" FRONT BUMPER, 2" PLUMBING
220	61720100	1	VALVE, AKRON HEAVY DUTY
221	61770120	1	ACTUATOR, VALVE, PUSH/PULL HANDLE, INNOVATIVE CONTROLS
222	77021010	1	GAUGE, DISCH, INNOVATIVE CONTROLS 2.5"
223	60036010	1	THREADS, NST
224		1	**ENG Front Bumper Swivel Location/Side = Officer's Side

Line	Item #	Qty	Item Description/Comments
225		1	**ENG Front Discharge Swivel Location/Trough = Top of Bumper
226	72810900	1	ONE 2.5" CROSSLAY, 2.5" SWVL & TWO 2" CROSSLAYS W/1.5" SWIVEL
227		1	**ENG Crosslay Hose Load Requirement = (1) 200' of 1.75", (2) 200' of 1/75" , (3) 200' of 2.5" – All single stack crosslays
228	61720100	3	VALVE, AKRON HEAVY DUTY (3)
229	78540330	3	GAUGE, DIGITAL FLOW FRC DFA DFA400
230	61770120	3	ACTUATOR, VALVE, PUSH/PULL HANDLE, INNOVATIVE CONTROLS (3)
231	77021010	3	GAUGE, DISCH, INNOVATIVE CONTROLS 2.5" (3)
232	60036010	3	THREADS, NST (3)
233	72910510	1	COVER, VINYL FOR CROSSLAYS (AERIALS)
234		1	**ENG Crosslay/Speedlay Cover Color = Black
235		1	**ENG Crosslay/Speedlay Cover Fastener = BungeeWithTabs
236	61742000	1	MASTER PUMP DRAIN, MULTIPORT
237	61730005	10	DRAIN VALVES, INNOVATIVE CONTROLS, LIFT-UP(10)
238	78588888	1	WATERWAY, 3" GEAR ACTUATED VALVE, TRIDENT HANDWHEEL CONTROLLER
239	78588888	1	GAUGE, DIGITAL FLOW FRC DFA DFA400
240		1	**ENG= For waterway
241	61910100	1	WATERWAY DRAIN VALVE, AKRON 1.5" PUSH/PULL CONTROL
242	74920320	1	MT SM2 - SIDE MOUNT PUMP PANEL (FOR REAR MOUNT AERIAL)
243	74930510	1	PANEL FINISH, BRUSHED STS
244	74931000	1	ESCUTCHEON PLATES
245	74931050	1	COLOR CODING
246		1	**ENG Color Coding Standard = Yes
247	75510210	1	PUMP PANEL LIGHTS, LED STRIPS
248	75530100	1	LIGHT ON OPPOSITE SIDE PUMP PANEL, LED
249	76010105	1	PUMP PANEL GAUGES & CONTROLS
250	60028099	1	SPECIAL Pump Primer TRIDENT AUTO PRIME

Line	Item #	Qty	Item Description/Comments
251		1	<p>**CLAR NOTES, PRIMING SYSTEM</p> <p>The priming pump shall be a Trident Emergency Products compressed air powered, high efficiency, multi-stage, venturi based AirPrime System. All wetted metallic parts of the priming system are to be of brass and stainless steel construction. The priming system shall have a five year warranty.</p> <p>The priming system shall have the auto prime feature.</p>
252	76030400	1	MC GAUGE HEATER BOX WITH FOUR TAPES
253	76030401	6	ADDITIONAL MC HEAT TAPES (6)
254	76031850	1	HOT WATER HEATER AT PUMP PANEL (AERIALS)
255	76031900	1	AIR HORN PUSH BUTTON SWITCH ON PUMP PANEL
256		1	**ENG Air Horn Push Button Location = Near pressure governor
257	76510060	1	GAUGES, MASTER, INNOVATIVE CONTROLS, 4"
258	77510050	1	GAUGE, WATER LEVEL, INNOVATIVE CONTROLS
259	77532102	1	GAUGE, WATER LEVEL, WHELEN PSTANK LED (2)
260		1	**ENG Whelen Gauge Locations = DSCabBhdCrwDr
261		1	**ENG Whelen Gauge Locations = OSCabBhdCrwDr
262	83525000	1	WATER TANK BRAND, UNSPECIFIED
263	83520425	1	WATER TANK, 500 GAL, POLY
264	80126110	1	BODY SAA-RM1, LEFT HIGH / RIGHT HIGH
265		1	<p>COMPARTMENTATION LEFT SIDE</p> <p>L-1 There shall be one compartment ahead of the rear wheels 62.12" wide x 71.12" high x 23.93" deep with clear unobstructed opening: 55.50" wide x 62" high with roll-up door.</p> <p>L-2 There shall be one compartment above the wheel well approximately 44.4" wide x 28.25" high x 10.00" deep with clear unobstructed opening: 38" wide x 19.13" high with roll-up door. **This compartment is transverse to L3**</p> <p>L-3 There shall be one compartment above the wheel well approximately 44.5" wide x 28.25" high x 10.00" deep with clear unobstructed opening: 38" wide x 19.13" high with roll-up door. **This compartment is transverse to L2**</p> <p>L-4 The second compartment behind the outriggers shall be split depth. The upper half shall be 52.64" wide x 29.12" high x 10.00" deep with clear unobstructed opening: 46" wide x 50.00" high with a roll-up door. The lower half shall be 50.06" wide x 30.00" high x 23.93" deep with a clear unobstructed opening: 46" wide x 30.00" high with a roll-up door.</p> <p>COMPARTMENTATION RIGHT SIDE</p> <p>R-1 There shall be one compartment ahead of the rear wheels 62.12" wide x 71.12" high x 23.93" deep with clear unobstructed opening: 55.50" wide x 62" high with roll-up door.</p> <p>R-2 There shall be one compartment above the wheel well approximately 44.5" wide x 28.25" high x 10.00" deep with clear unobstructed opening: 38" wide x 19.13" high with roll-up door. **This compartment is transverse to L3**</p> <p>R-3 There shall be one compartment above the wheel well approximately 44.5" wide x 28.25" high x 10.00" deep with clear unobstructed opening: 38" wide x 19.13" high with roll-up door. **This compartment is transverse to L2**</p>

Line	Item #	Qty	Item Description/Comments
			R-4 The second compartment behind the outriggers shall be split depth. The upper half shall be 52.64" wide x 29.12" high x 10.00" deep with clear unobstructed opening: 46" wide x 50.00" high with a roll-up door. The lower half shall be 50.06" wide x 30.00" high x 23.93" deep with a clear unobstructed opening: 46" wide x 30.00" high with a roll-up door.
266	80030002	1	STAINLESS STEEL SUBFRAME, BODY & PUMP MODULE, SINGLE AXLE AERIALS
267	81130200	1	ADJUSTABLE SHELF [L1] (1)
268	81150300	1	600# SLIDE-MASTER TRAY [L1] (1)
269	80250100	2	TURTLE TILE ON COMPT FLOOR, SHELF, TRAY OR DRAWER [L1] (2)
270	80250100	1	TURTLE TILE ON COMPT FLOOR, SHELF, TRAY OR DRAWER [L2] (1)
271	81130200	1	ADJUSTABLE SHELF [L4] (1)
272	80250100	2	TURTLE TILE ON COMPT FLOOR, SHELF, TRAY OR DRAWER [L4] (2)
273	81130200	1	ADJUSTABLE SHELF [R1] (1)
274	81150300	1	600# SLIDE-MASTER TRAY [R1] (1)
275	80250100	2	TURTLE TILE ON COMPT FLOOR, SHELF, TRAY OR DRAWER [R1] (2)
276	80250100	1	TURTLE TILE ON COMPT FLOOR, SHELF, TRAY OR DRAWER [R2] (1)
277	81130200	1	ADJUSTABLE SHELF [R4] (1)
278	80250100	2	TURTLE TILE ON COMPT FLOOR, SHELF, TRAY OR DRAWER [R4] (2)
279		1	**ENG Turtle Tile Color = TBD @ Pre-Con
280	81165705	1	UNISTRUT TRACK IN COMPTS
281	80220311	1	COMPT DOORS, ROM ROLL-UP, NON-PAINTED SATIN FINISH
282	84530910	1	COMPT LIGHTING, LED LIGHT STRIPS, 2 PER COMPT
283	81320325	1	HOSEBED, SLR75
284		1	**ENG List the Hose Bed Hose Load Req. = 2.5" in main hosebed. Only 500' of 5"
285	81410400	1	COVER, ALUMINUM, MAIN HOSE BED
286	81330302	1	HOSE BED DIVIDERS, ADJ (2)
287			**CLAR NOTES, The hose bed shall be divided by two (2) aluminum partitions located at the rear of the hose bed. One divider shall split the hosebed in half to store 5" one side and 2.5" hose on the other side. The other divider shall split the 2.5" hose side horizontally. The bottom portion shall be for a pre-connected line and the top half for a dead load.
288	81340100	1	HOSEBED ABOVE LEFT SIDE BODY

Line	Item #	Qty	Item Description/Comments
289	81430100	1	COVER, VINYL, FOR ADDT'L UPPER BODY HOSEBED
290	81910350	1	HANDRAILS, KNURLED STS, SLR75
291	82088888	6	HANDRAILS ABOVE THE PUMP PANEL (6)
292		1	**ENG= 3 handrails total on each side. 1 horizontal across the top of dunnage panel, 1 horizontal across the body and 1 vertical on the dunnage wall next to cross lays
293	82013350	1	STEPS, SLR75
294	82520000	1	RUB RAILS, EXTRUDED ALUM
295	83010100	1	ALUMINUM TREADPLATE (AERIALS)
296	80231240	1	8 SCBA CYLINDER COMPTS (2 DBL, EA SIDE)
297	89020335	1	LADDERS, ALCO-LITE QUINT (MT) 85' 16R', 24'-2sec, 35'-3sec & 10'F (IN FLY)
298	89510250	1	LADDER CHUTE (SLR75)
299	84550199	1	LICENSE PLATE BRACKET - NOT PROVIDED
300	84510100	1	ELECTRICAL DESCRIPTION
301	84520000	1	BACK UP ALARM, ECCO SA917
302	85010302	1	TAIL/TURN/BACKUP, WHELEN 600, LED, QUAD
303	85110100	1	ICC LIGHTS, LED
304			**ENG= Front cab ICC lights are integrated into the Hi-Viz brow lights
305	85510120	1	STEP LIGHTS, LED, WHELEN 2G W/TECNIQ STRIP LIGHTS NEAR PUMP PANEL
306	85710010	1	UNDERCARRIAGE GROUND LIGHTS, LED
307	86520200	1	REAR WORK LIGHTS, (2) RIGID D2 DIFFUSION FLOOD, LED
308	87020400	1	WARNING LIGHTS, UPPER, (2) WHELEN F4NMINI LED BARS, (2) MCFLED LED BEACONS
309		1	<p>**ENG Lightbar Details =</p> <p>Zone A (front) - Two (2) Whelen Mini Edge® Ultra Freedom™ Super-LED® Series 24" light bars</p> <p>Zone B (officer side) - Covered by the module from the light bar and the right rear stanchion beacon.</p> <p>Zone C (rear) - Two (2) Whelen MCFLED2R Micro Edge Freedom LED light bars mounted on the rear body on top of the pike pole compartments.</p> <p>Zone D (driver side) - Covered by the module from the light bar and the left rear stanchion beacon</p>
310		1	**ENG Upper Warning Lights Note: Body Facility to provide/install lightbar
311	87520375	1	WARNING LIGHTS, LOWER, WHELEN 600 SUPER LED
312		1	**ENG Warning Light Color = Red

Line	Item #	Qty	Item Description/Comments
313		1	**ENG Warning Light Lens Color = Red
314		1	<p>**ENG Warning Light Locations =</p> <p>Zone A (front) - Two (2) Whelen 600 Series Super LED, red lights mounted in the front of each Head light housing. The inboard pair of lights is in addition to the minimum NFPA warning system And shall be wired through a load-shedding device.</p> <p>Zone B (officers side) – Three (3) Whelen 600 Series Super LED, red lights mounted one on the side of the headlight housing, one on the side of the cab over the wheel well and one on the body side at rear of apparatus. Two (2) Whelen 500 series LED, red lights mounted in the body rub rails, under R4 and L3.</p> <p>Zone C (rear) - Two (2) Whelen 600 Series Super LED, red lights mounted one each side of the rear of the apparatus.</p> <p>Zone D (driver side) – Three (3) Whelen 600 Series Super LED, red lights mounted one on the side of the headlight housing, one on the side of the cab over the wheel well and one on the body side at rear of apparatus. Two (2) Whelen 500 series LED, red lights mounted in the body rub rails, under R4 and L3.</p>
315	87588888	2	WARNING LIGHTS, LOWER, WHELEN 500 LED (2)
316		1	**ENG= One each side of the body, rear corner of body, in rub rails.
317		1	**ENG Warning Light Color = Red
318		1	**ENG Warning Light Lens Color = Red
319	87537731	2	WARNING LIGHTS, WHELEN 600, SUPER LED (PAIR) (2)
320		1	**ENG Warning Light Color = See Below
321		1	**ENG Warning Light Lens Color = See Below
322		1	**ENG Warning Light Mnting Location = EXTRA 600'S AMBER HALF WAY UP REAR OF BODY EXTRA 600'S RED ABOVE FRONT TIRES ON CAB.
323		1	**ENG** Additional 600 LED Warning Lights Note: Body Facility to provide/install Additional 600 LED Warning Lights
324	86588888	1	SPECIAL ITEM, HIV VIZ, FIRE TECH BROW LIGHTS (3 ACROSS FRONT CAB BROW)
325		1	**ENG= Firetech FT-B-72-ML-3PKIT-B 72" 3-piece LED brow light bar, WHITE IN COLOR
326	86588888	2	SPECIAL ITEM, HI VIZ, FIRE TECH (ONE EACH SIDE OF CAB, 2 TOTAL)
327		1	**ENG= (2) HiViz Firetech FT-MB-33-F-W 42" LED scene light bars, WHITE IN COLOR
328	86588888	1	SPECIAL ITEM, MINIBROW TRUNNION CONVERSION KIT FOR HI VIZ LIGHTS
329	10040225	1	MODEL, SLR75
330	95010375	1	AERIAL LADDER, SLR75
331	95012110	1	LIFTING CYLINDERS - SLR75
332	95012210	1	EXTENSION & RETRACTION - SLR75 CLAR NOTES: New Cylinders
333	95016150	1	TURNTABLE/ROTATION - SLR75 CLAR NOTES: Same side plates as SL75. New upper and lower assembly. Same swivel as SL100 with encoder.

Line	Item #	Qty	Item Description/Comments
334	95088888	1	PEDESTAL, SLR75
335		1	**ENG= Pedestal assembly for Akron Stream Master II monitor
336	95088888	1	MANSAYER, PEDESTAL PLATFORM (1)
337	95016175	1	TURNTABLE ACCESS LADDER
338		1	**ENG= Custom Fire recess mounted ladder
339	95015500	1	HYDRAULIC & ELECTRIC SWIVELS - SL75, SLR75
340		1	**ENG= Same swivel as SL100 with encoder
341	95015220	1	HYDRAULIC SYSTEM - SL75, SLR75
342	95015310	1	EMERGENCY AUXILIARY HYDRAULIC MOTOR
343	95015400	1	INTERLOCK - SP70, SA75, SL75, SLR75
344	95022110	1	JACKS - H-STYLE
345	95025315	1	CONTROL STATION - SLR75
346	95025405	1	DATA PLAQUES - AERIALS
347	95025505	1	OPERATIONAL TEST - LADDERS
348	95033350	1	WATERWAY - SLR75
349		1	**ENG= 3-Section waterway, AX# 017503
350	95050130	1	AERIAL SPOT LIGHTS - (4) RIGID D2 SPOT, LED (SA/SL75)
351	95050180	1	LADDER LIGHTING SYSTEM, RIGID, LED (SA/SL75, SP70)
352		1	**ENG Ladder Lighting Color = Rigid D2 Wide ,Blue
353	95055500	1	MONITOR, AKRON 3480 STREAM MASTER2 ELEC RF W/5178 NOZZLE (SA/SL75)
354	95060115	1	INTERCOM SYSTEM, FRC ACT 2-STATION (SA75/SL75/SLR75)
355	89910010	1	CORROSION REDUCTION PROGRAM (PROPOSALS)
356	90010050	1	STAINLESS PAINT SCHEME - STS PPRS & MINITOWER
357	90030005	1	TWO TONE CAB TO BOTTOM OF WINDSHIELD
358		1	**ENG List Special Paint Details = Match HS-4824
359	90030159	1	PAINT FRAME RAILS, FUEL BEAM, BODY SUBFRAME & LOWER AERIAL COMPONENTS - BLACK

Line	Item #	Qty	Item Description/Comments
360	90030031	1	PAINT, TURNTABLE, SIDE PLATES & LIFT CYLINDER SILVER
361	90510000	1	3" LETTERING, 22K (UP TO 40)
362	90530005	20	ADDITIONAL 3" 22KT LETTERS (EACH) (20)
363	90530355	1	MALTESE CROSS LAMINATED 22KT GOLD (Pair)
364	90610200	1	6" SCOTCHLITE STRIPE AROUND TRUCK
365	90630100	2	1" SCOTCHLITE STRIPE ABOVE OR BELOW - EACH (2)
366	90682120	1	CHEVRON STRIPING, REAR BODY OUTBOARD, REFLEXITE (Aerial Ladders)
367		1	**ENG Chevron Striping, Rear Body Color = #030 Red Transparent & #L2 Fluorescent Lime
368	90710300	1	BOOM SIGN, 75' AERIALS
369		1	**ENG State Boom Sign Paint Color = TBD @ Pre-Con
370	90720100	1	6" LETTERING FOR BOOM SIGN (SA/SL/SLR75, SL100, SP70)
371		1	**ENG List Special Lettering/Striping Details = TBD @ Pre-Con
372	91010000	1	MISC EQUIP - (1) PINT TOUCH-UP PAINT, STAINLESS STEEL NUTS & BOLTS
373	91030700	1	ZIAMATIC SAC-44 FOLDING WHEEL CHOCKS MTD W/ SQCH-44H HOLDERS (PAIR)
374		1	**ENG Mounting Locations = Below L1, rear of compartment
375	89050505	1	PIKE POLE STORAGE TUBES (3), REAR OF DRIVER'S SIDE
376		1	**ENG Pike Pole Storage Tubes (3), Rear of Driver's Side = Recessed tubes with recessed heads
377	89070100	1	REAR BODY STEP, OFFICER'S SIDE
378	99010000	1	MANUALS (1-PRINTED & 1-CD) WITH DVD
379	99031110	1	DELIVERY, AERIAL APPARATUS
380	99510005	1	ONE YEAR WARRANTY - AERIALS
381	99999100	1	NOTATIONS